

COMMITTEE OF BAR EXAMINERS OPEN SESSION AGENDA ITEM

AGENDA ITEM: May 2018 – O-404

DATE: April 20, 2018

TO: Subcommittee on Educational Standards

FROM: Natalie Leonard, Program Manager, Educational Standards

SUBJECT: **2017 Annual Compliance Report Summaries re Registered, Unaccredited Law Schools**

BACKGROUND

Rule 4.242 of the *Unaccredited Law School Rules* (Rules) requires that each registered unaccredited law school submit an Annual Compliance Report to the Committee of Bar Examiners (Committee) annually on or before November 15. All of the unaccredited law schools who were required to submit an Annual Report did so. The highlights of the reports are summarized here, and any individual report is available for inspection in full by the Committee.

Attachment A provides charts of key overall metrics as well as a brief summary of the information submitted by each registered law school in its respective Annual Compliance Reports, divided by its category: fixed-facility; correspondence; or distance-learning.

DISCUSSION

Each full report contains key metrics as well as any changes of note. The attached summary includes a subset of this data including the law school's admissions data, its current student enrollment, the size of its current faculty and any new additions, the current tuition charged to earn a Juris Doctor degree, and any major change requests submitted over the past year (per Rule 4.245). The schools also note any waivers granted by the Committee regarding any of the operational requirements found in the *Guidelines for Unaccredited Law School Rules* (Guidelines).

Pass statistics by school are included for the 2017 CBX and FYLSX examination for each administration in which the school had eleven or more takers. If the school had fewer than 11 takers, pass/fail statistics for that administration are not publicly available and cannot be reported in these statistics.

Overall, enrollment is lower than last year at unaccredited law schools of all types. Tuition is averaging slightly lower at fixed facility schools, while it has increased at both correspondence and distance learning law schools. Here are several key metrics that

provide some further detail type of unaccredited law school: fixed-facility (UFF), correspondence (UCR) and distance learning (UDL) law schools:

- 1) Total enrollment at all UFFs: 2017: 161 students; 2016: 245 students (Down 34%).
- 2) Average tuition to earn a J.D. degree at an UFF: 2017: \$32,242; 2016: \$34,105 (Down 5%).
- 3) Total enrollment at all UCRs: 2017: 775 students; 2016: 928 students (Down 16%)
- 4) Average tuition to earn a J.D. degree at an UCR: 2017: \$24,740; 2016: \$19,854 (Up 24%).
- 5) Total enrollment at all UDLs: 2017: 566 students; 2016: 654 students (Down 13%)
- 6) Average tuition to earn a J.D. degree at an UDL: 2017: \$34,549; 2016: \$32,187 (Up 7%).

RECOMMENDATION:

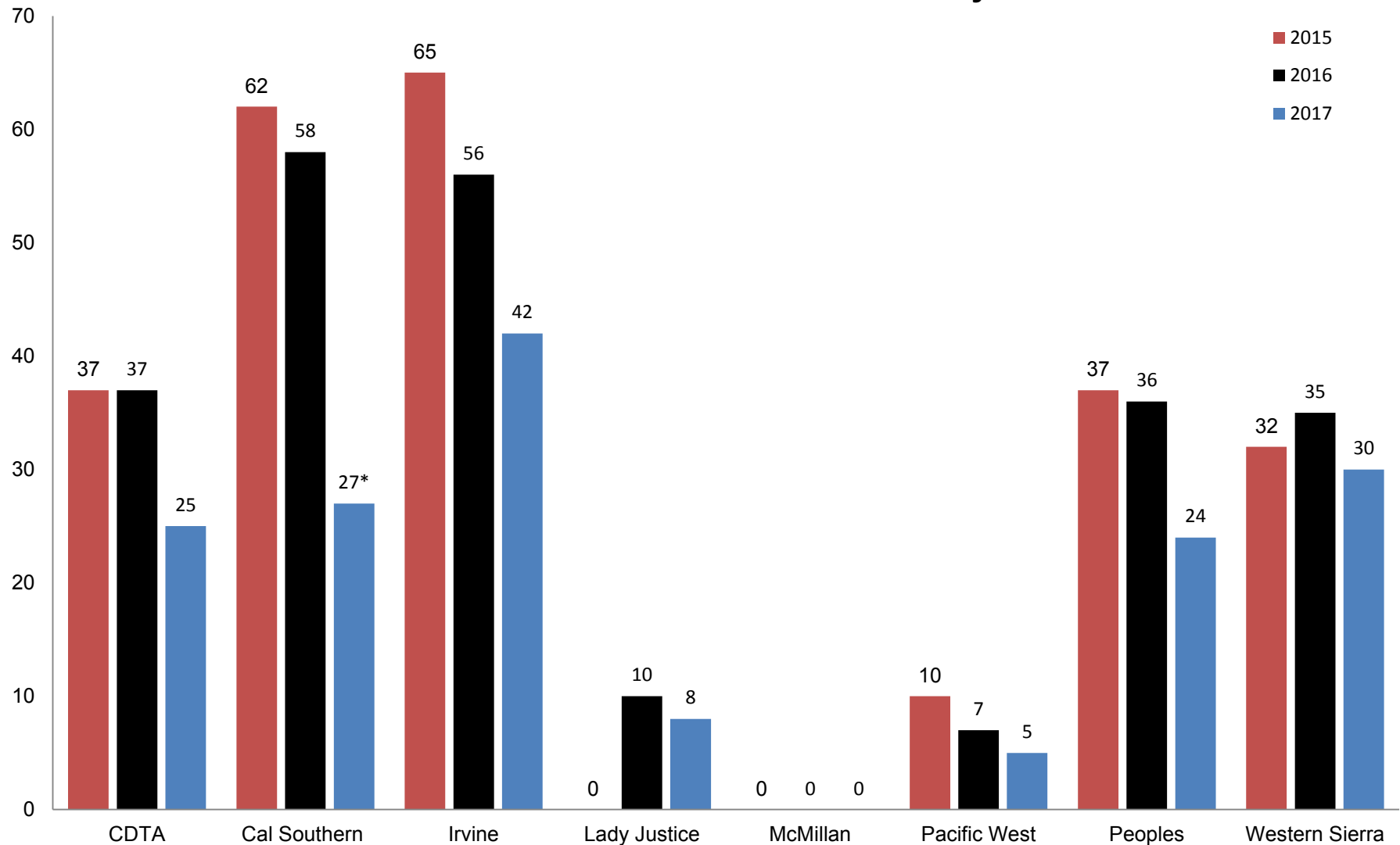
It is recommended that the Committee receive and file the summaries of the 2017 Annual Compliance Reports submitted by the registered, unaccredited law schools.

PROPOSED MOTION:

Should the Subcommittee agree with this recommendation, the following motion is suggested:

Move that the summaries of the 2017 Annual Compliance Reports filed by each California registered unaccredited law school be received and filed.

Enrollment in Unaccredited Fixed-Facility Law Schools

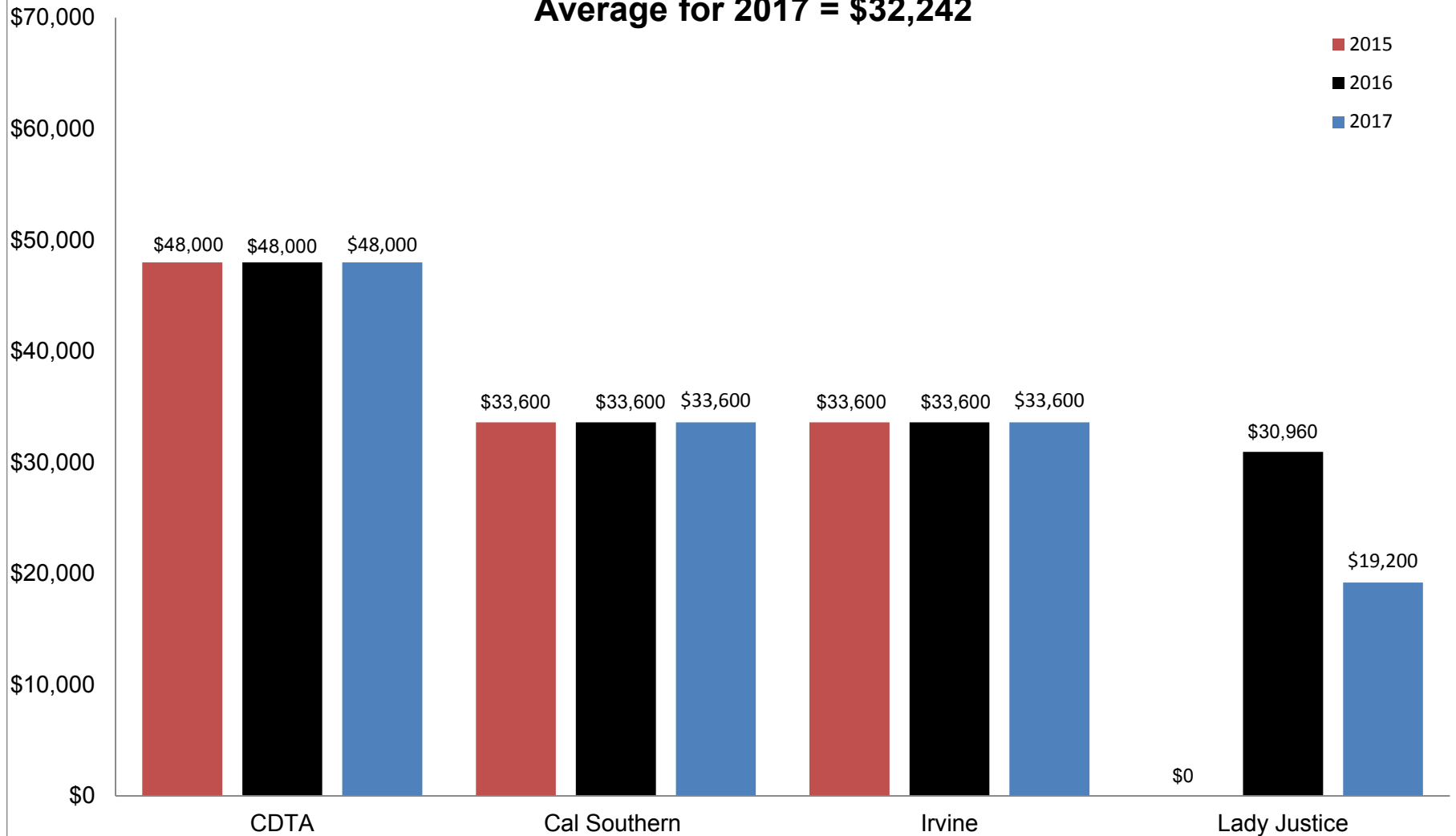


* Teaching out its current classes and then closing.

Figures taken from 2015, 2016 and 2017 Annual Reports

Total Tuition for JD Program at Unaccredited Fixed-Facility Law Schools

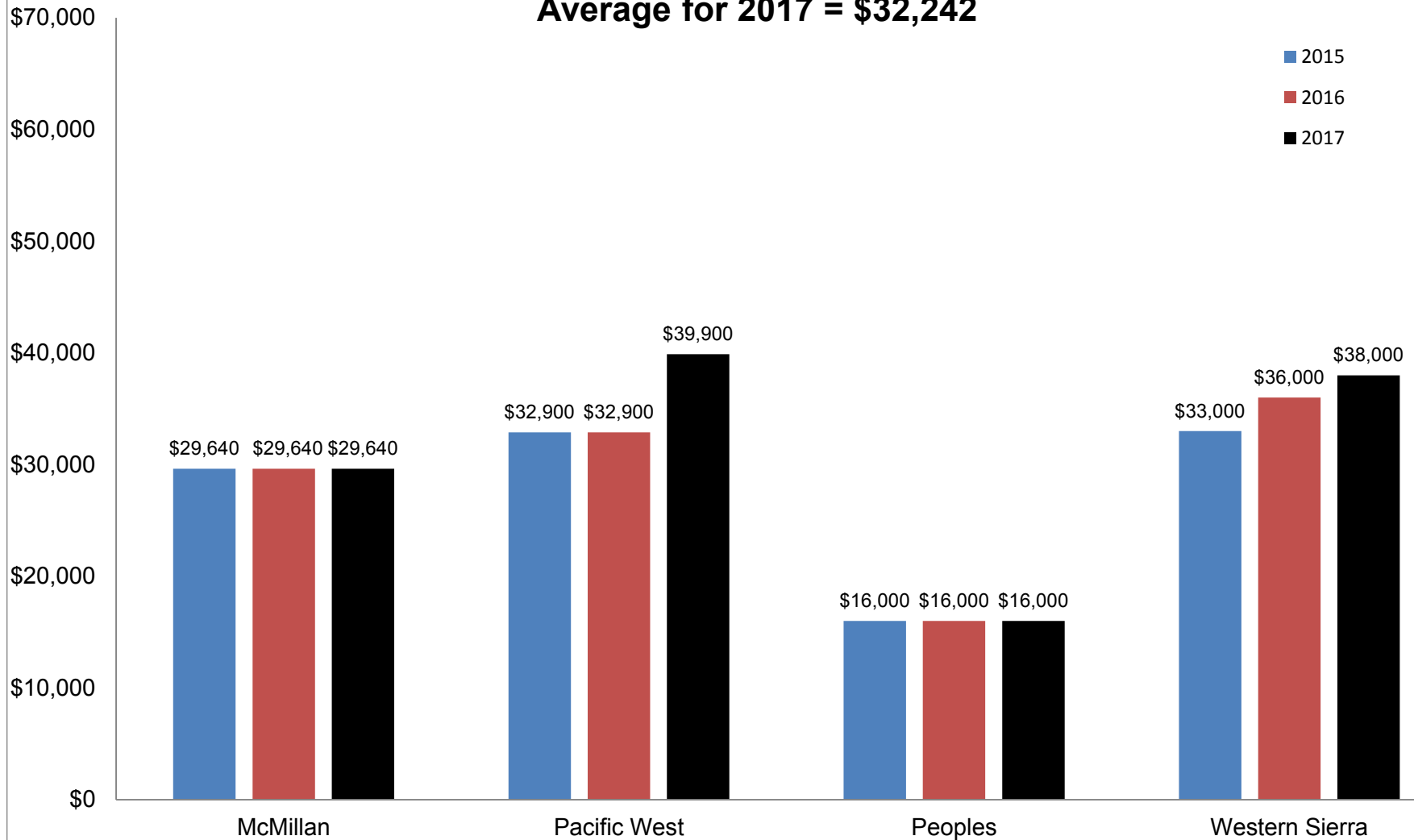
Average for 2017 = \$32,242



Figures taken from 2015, 2016 and 2017 Annual Reports

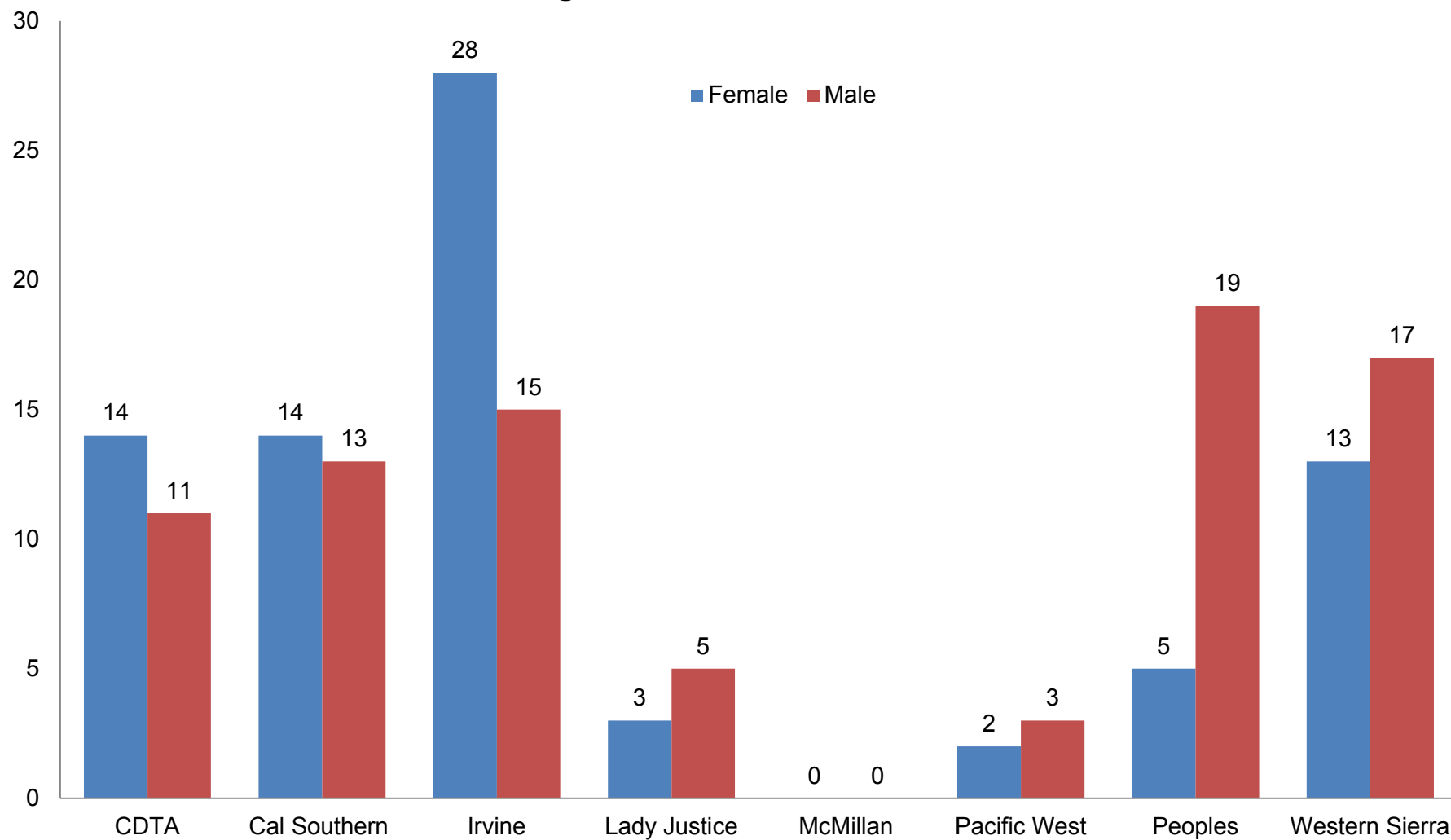
Total Tuition for JD Program at Unaccredited Fixed-Facility Law Schools

Average for 2017 = \$32,242



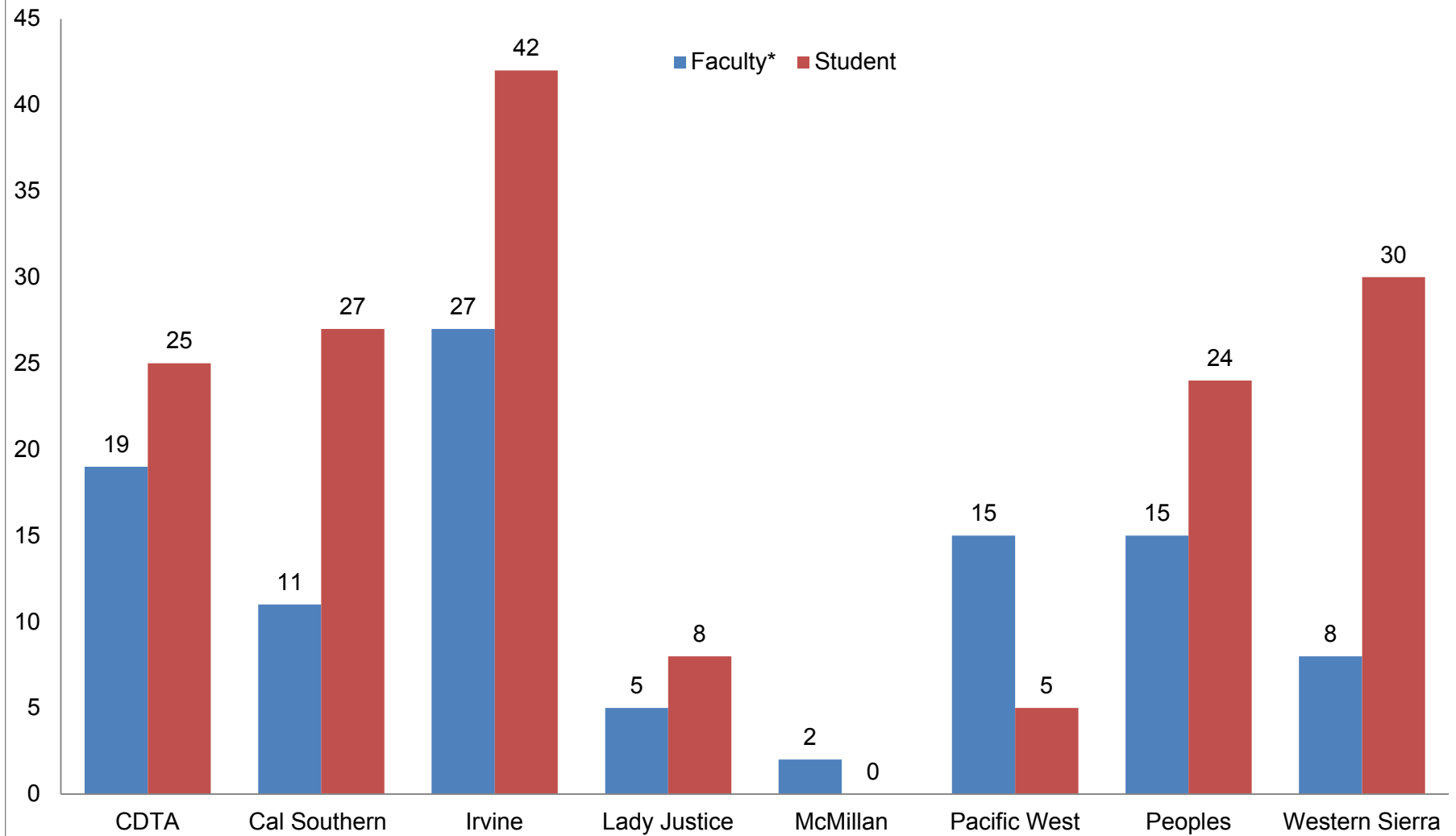
Figures taken from 2015, 2016 and 2017 Annual Reports

Gender Comparison of Enrolled Students for Unaccredited Fixed-Facility Law Schools Average = 49% Female / 51% Male



Figures taken from 2017 Annual Reports

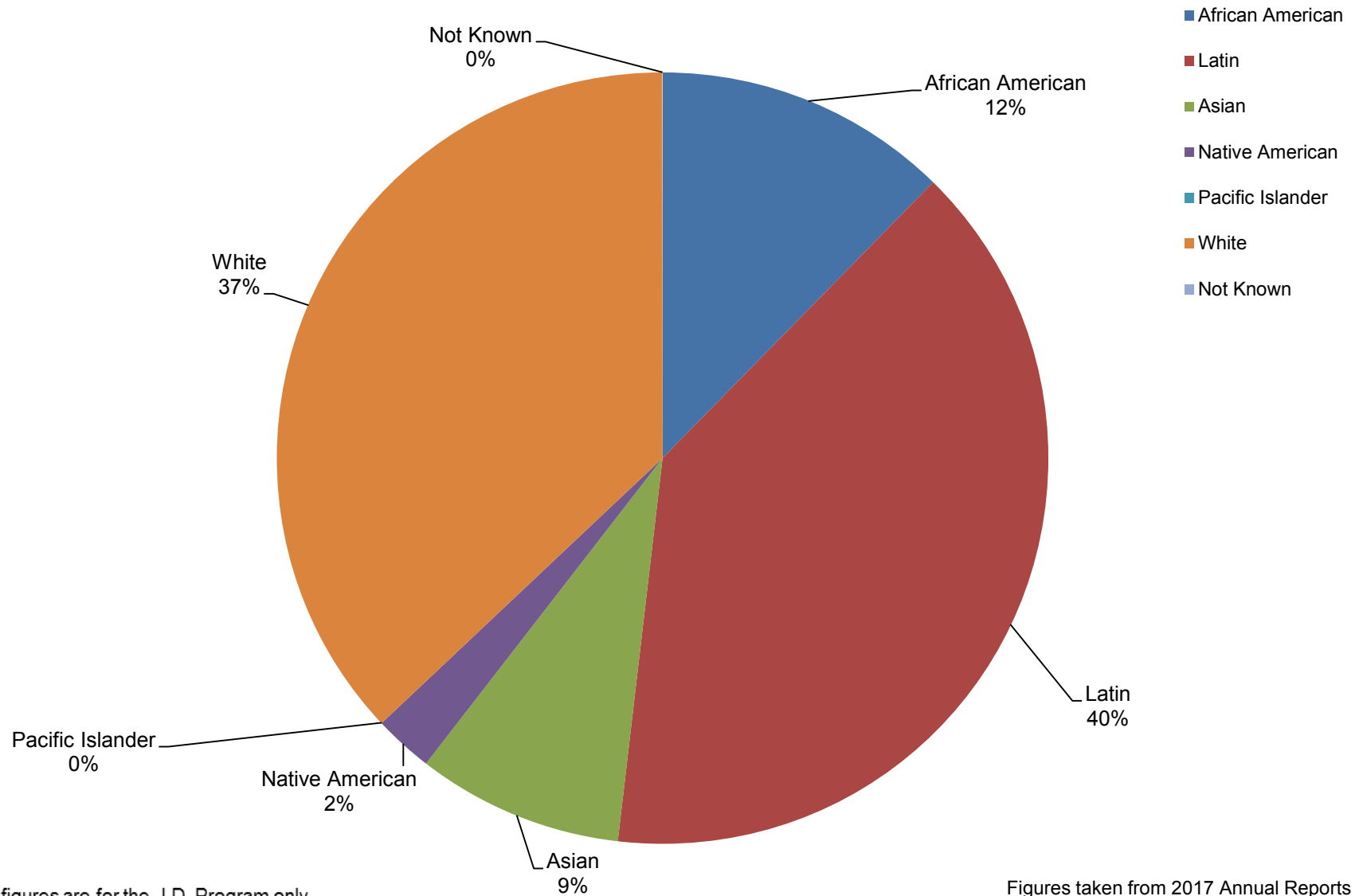
Unaccredited Fixed-Facility Law Schools Faculty/Student Comparison Totals = 102 / 161



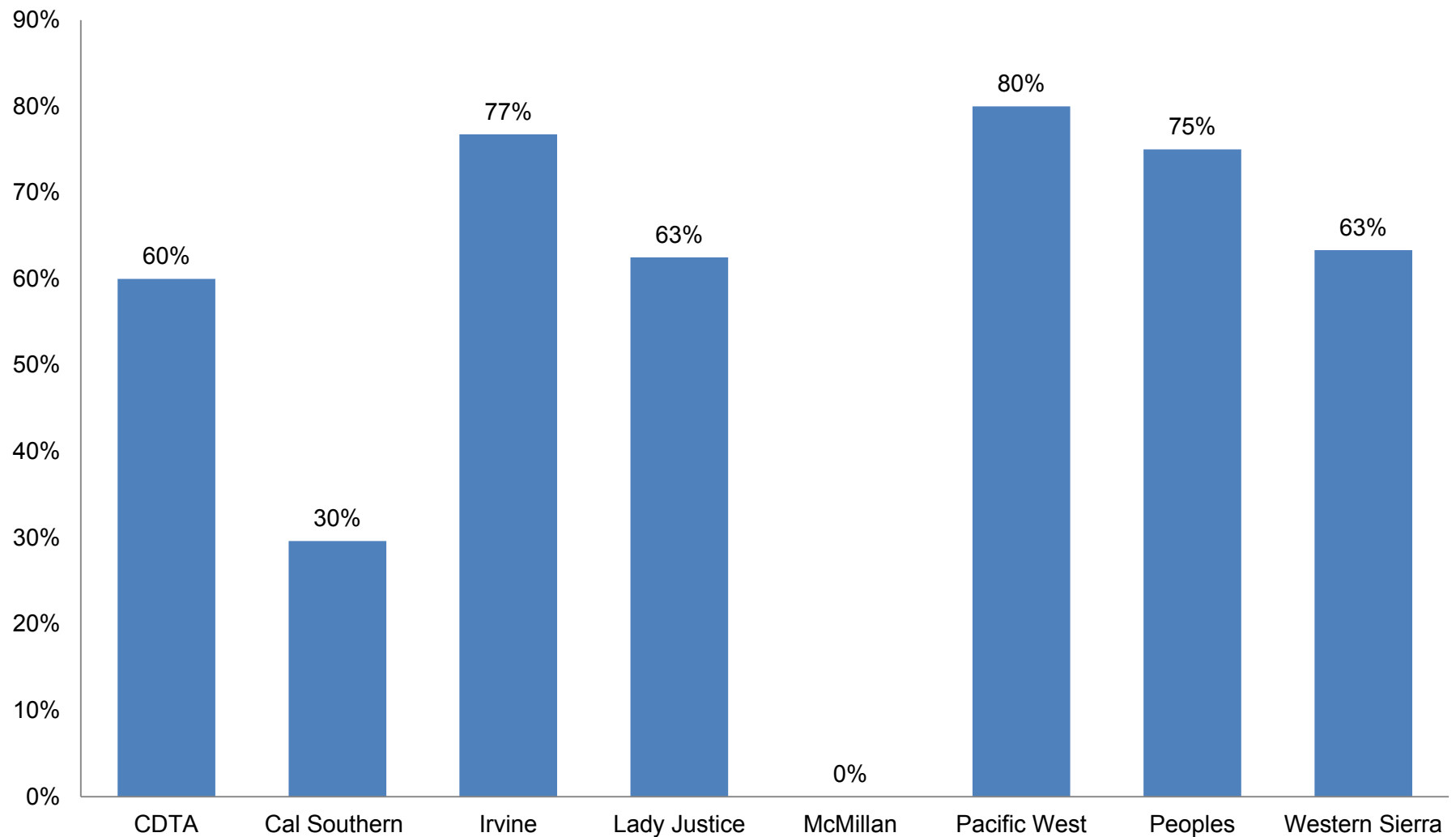
*Includes Part-Time & Full-Time Faculty

Figures taken from 2017 Annual Reports

Breakdown of Student Ethnicity for Unaccredited Fixed-Facility Law Schools



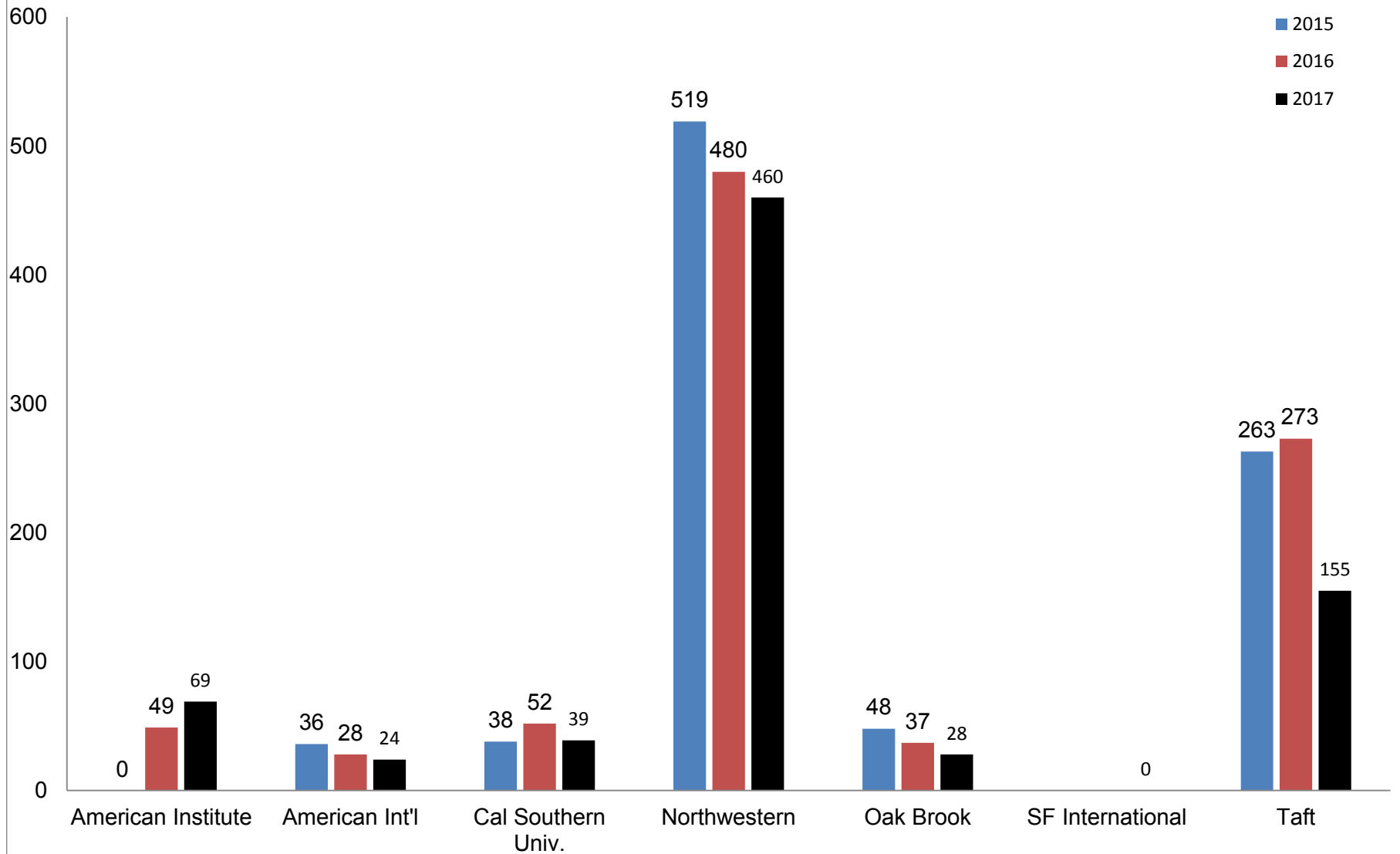
Unaccredited Fixed-Facility Law Schools Minority Enrollment Average = 56%*



* Minority Percentage Does Not Include Reported "Not Known" Ethnicities

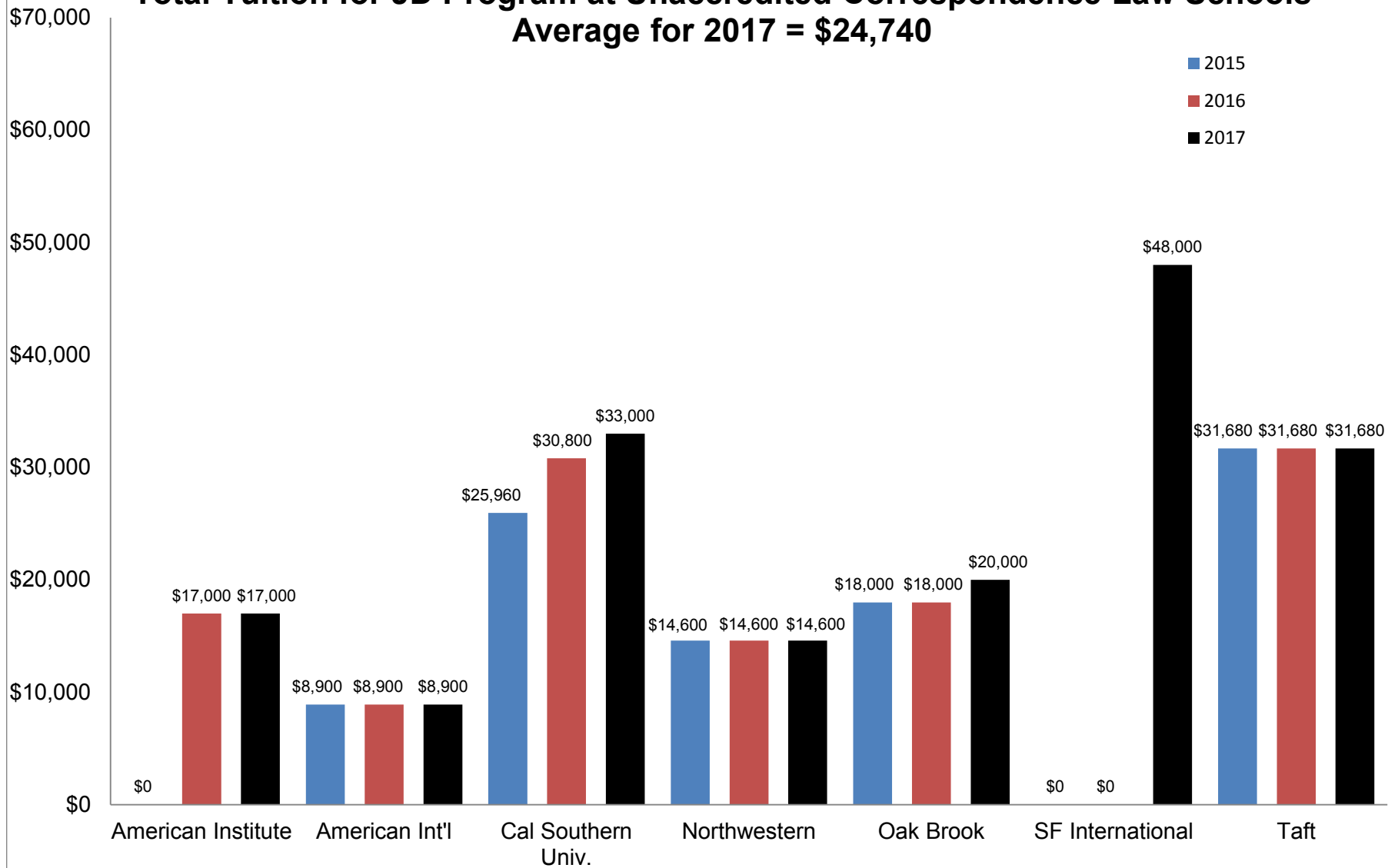
Figures taken from 2017 Annual Reports

Enrollment in Unaccredited Correspondence Law Schools



Figures taken from 2015, 2016 and 2017 Annual Reports

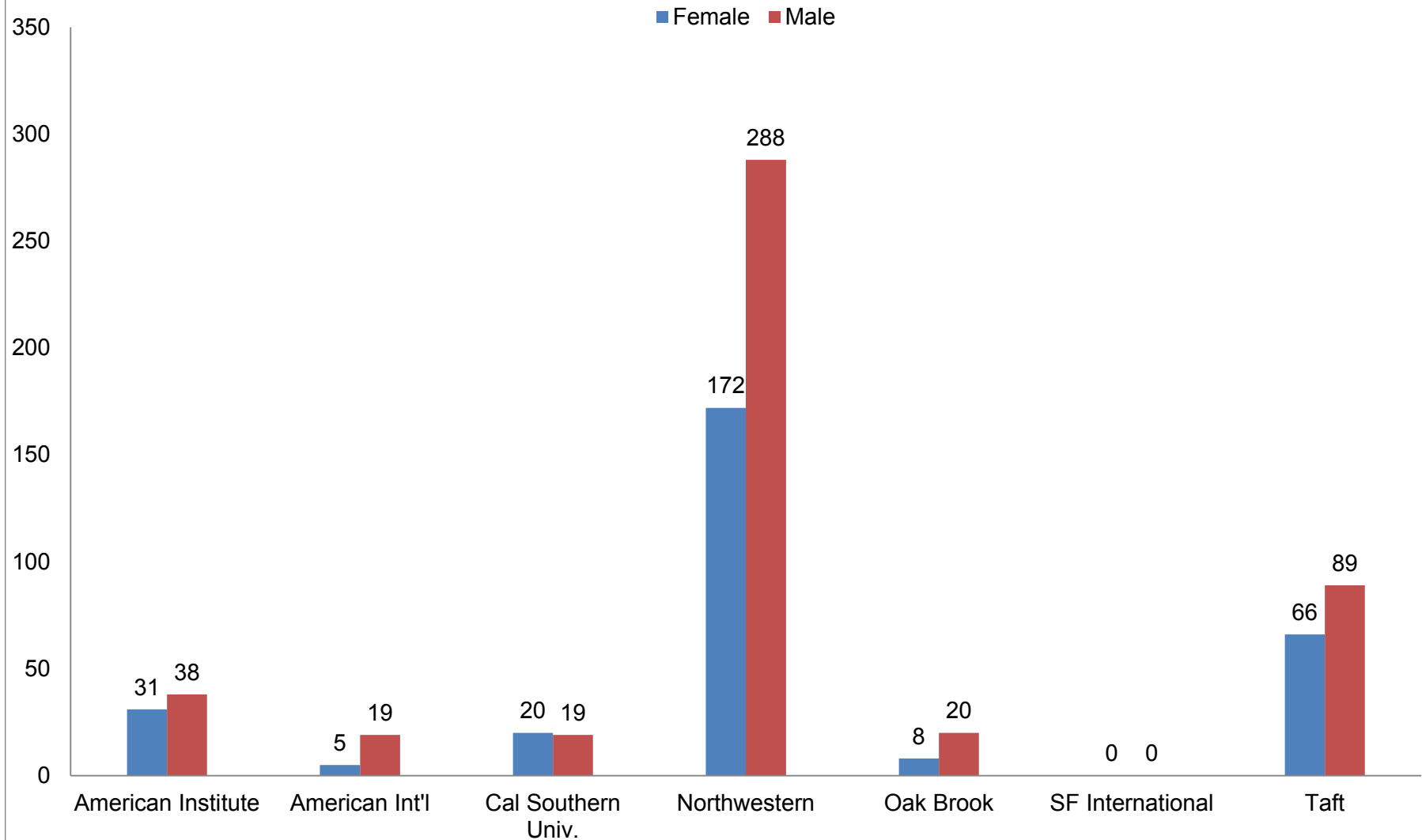
Total Tuition for JD Program at Unaccredited Correspondence Law Schools Average for 2017 = \$24,740



Figures taken from 2015, 2016 and 2017
Annual Reports

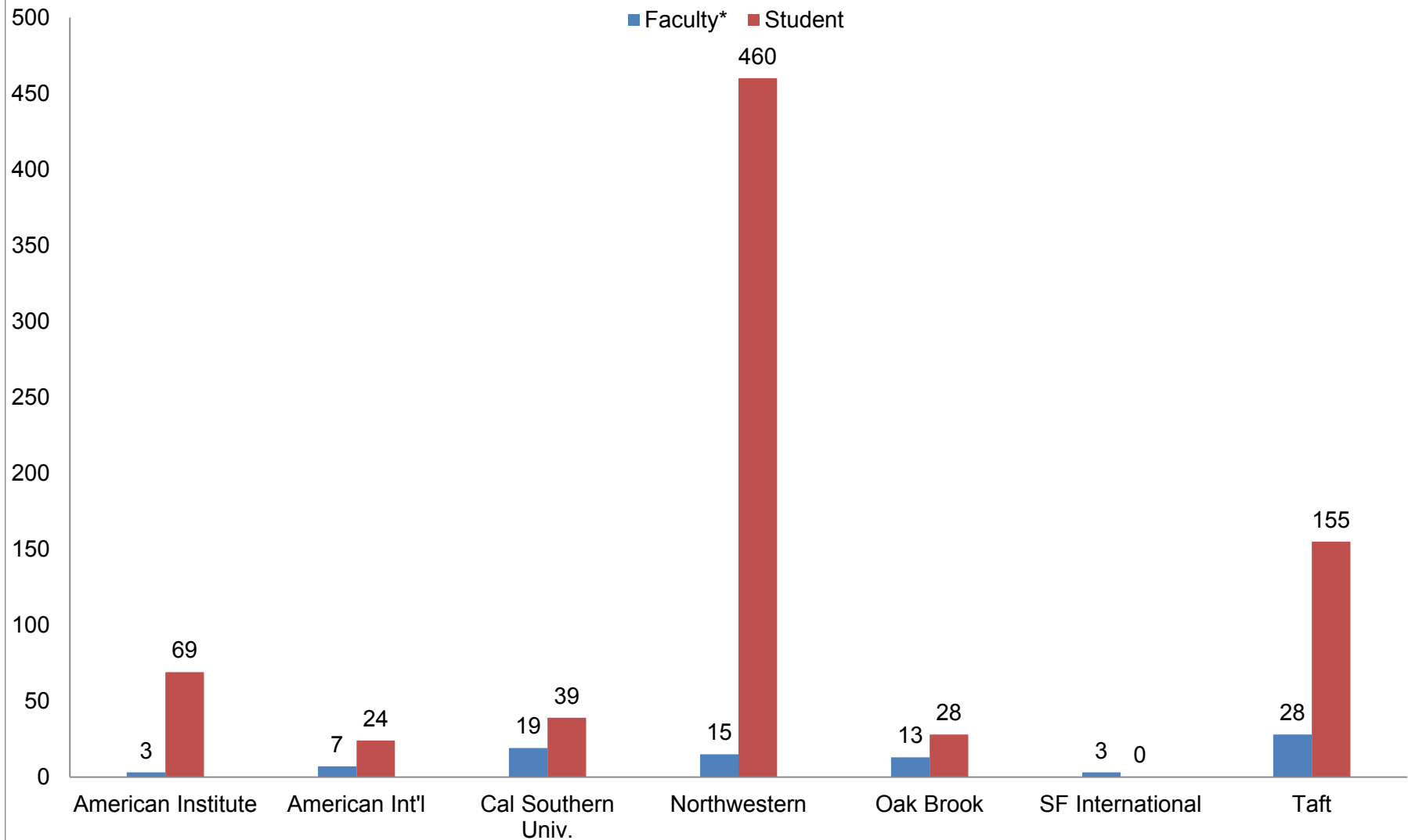
Gender Comparison of Enrolled Students for Unaccredited Correspondence Law Schools

Average = 39% Female / 61% Male



Figures taken from 2017 Annual Reports

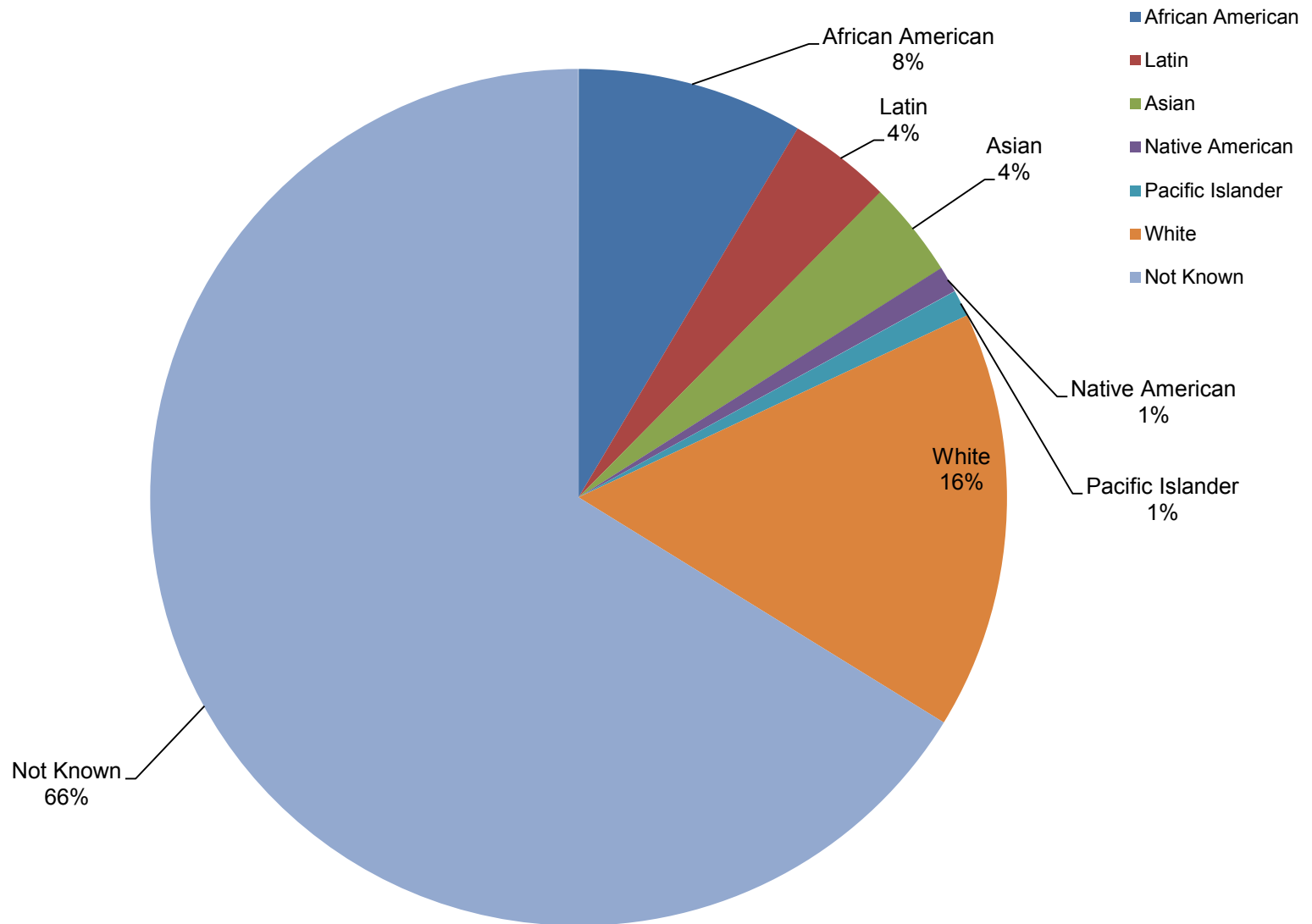
Unaccredited Correspondence Law Schools Faculty/Student Comparison Totals = 88 / 775



*Includes Part-Time & Full-Time Faculty

Figures taken from 2017 Annual Reports

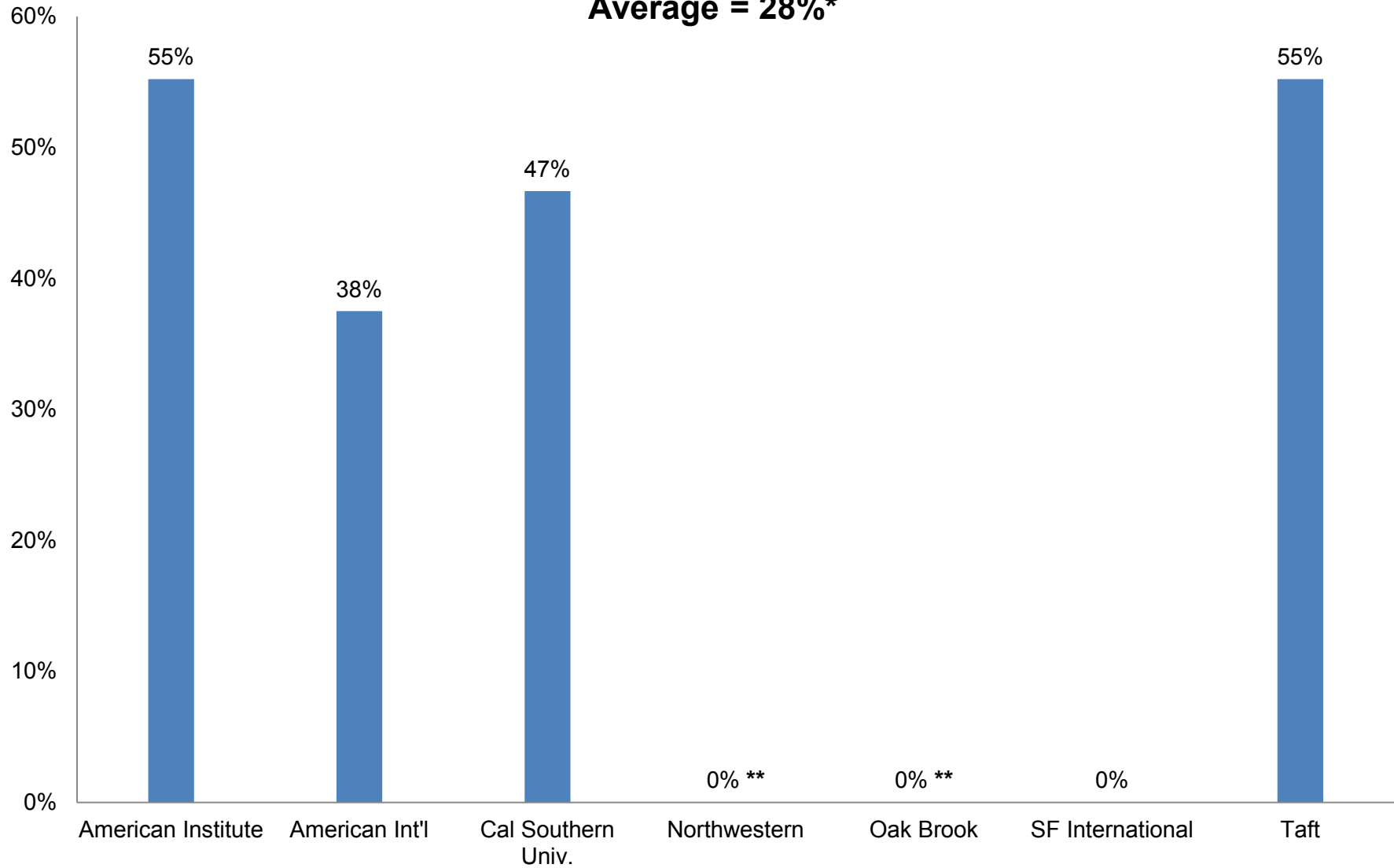
Breakdown of Student Ethnicity for Unaccredited Correspondence Law Schools



The figures are for the J.D. Program only

Figures taken from 2017 Annual Reports

Unaccredited Correspondence Law Schools Minority Enrollment Average = 28%*

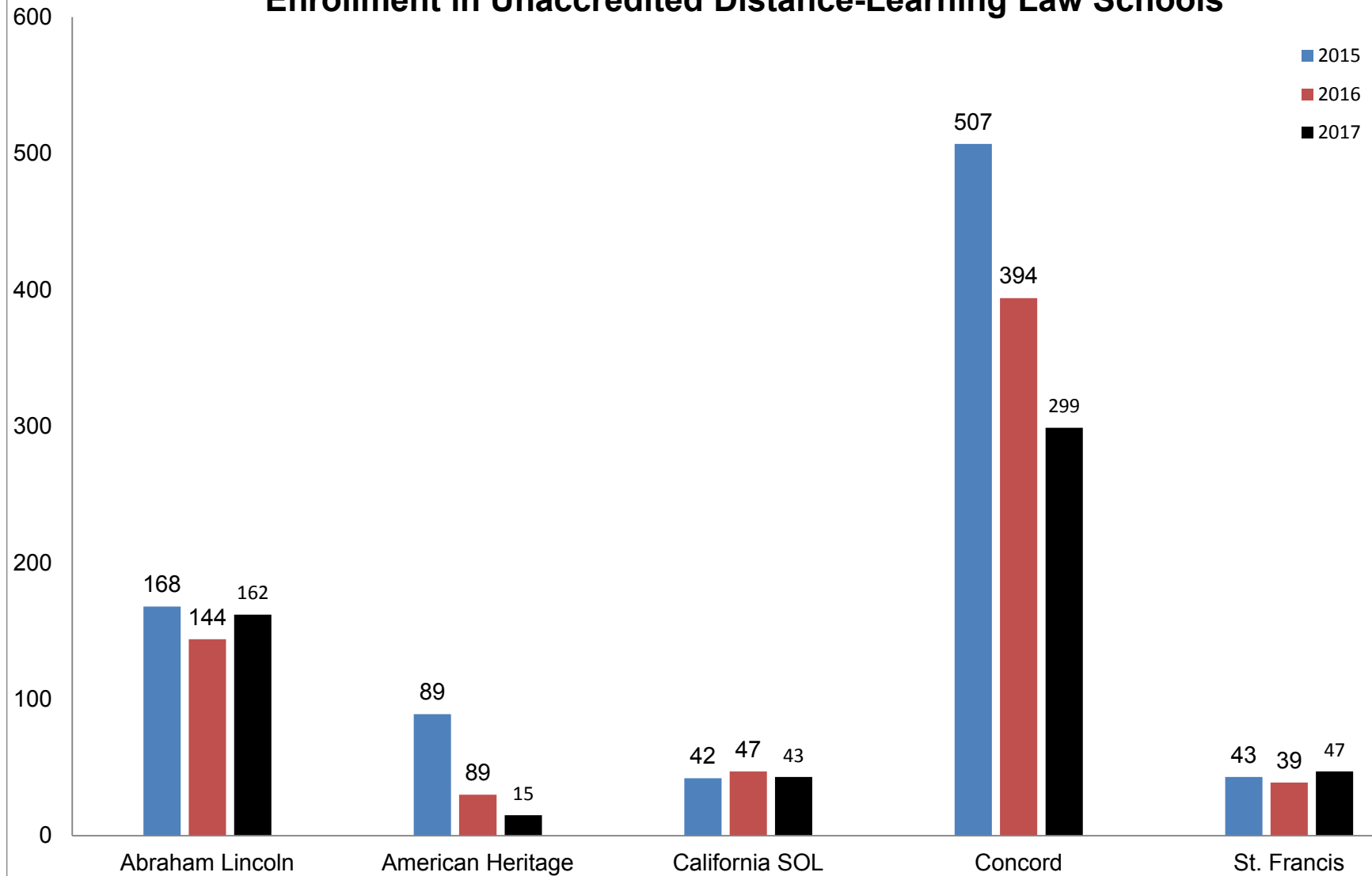


* Minority Percentage Does Not Include Reported "Not Known" Ethnicities

** These schools do not ask for Ethnicities - Per Guideline 10.1

Figures taken from 2017 Annual Reports

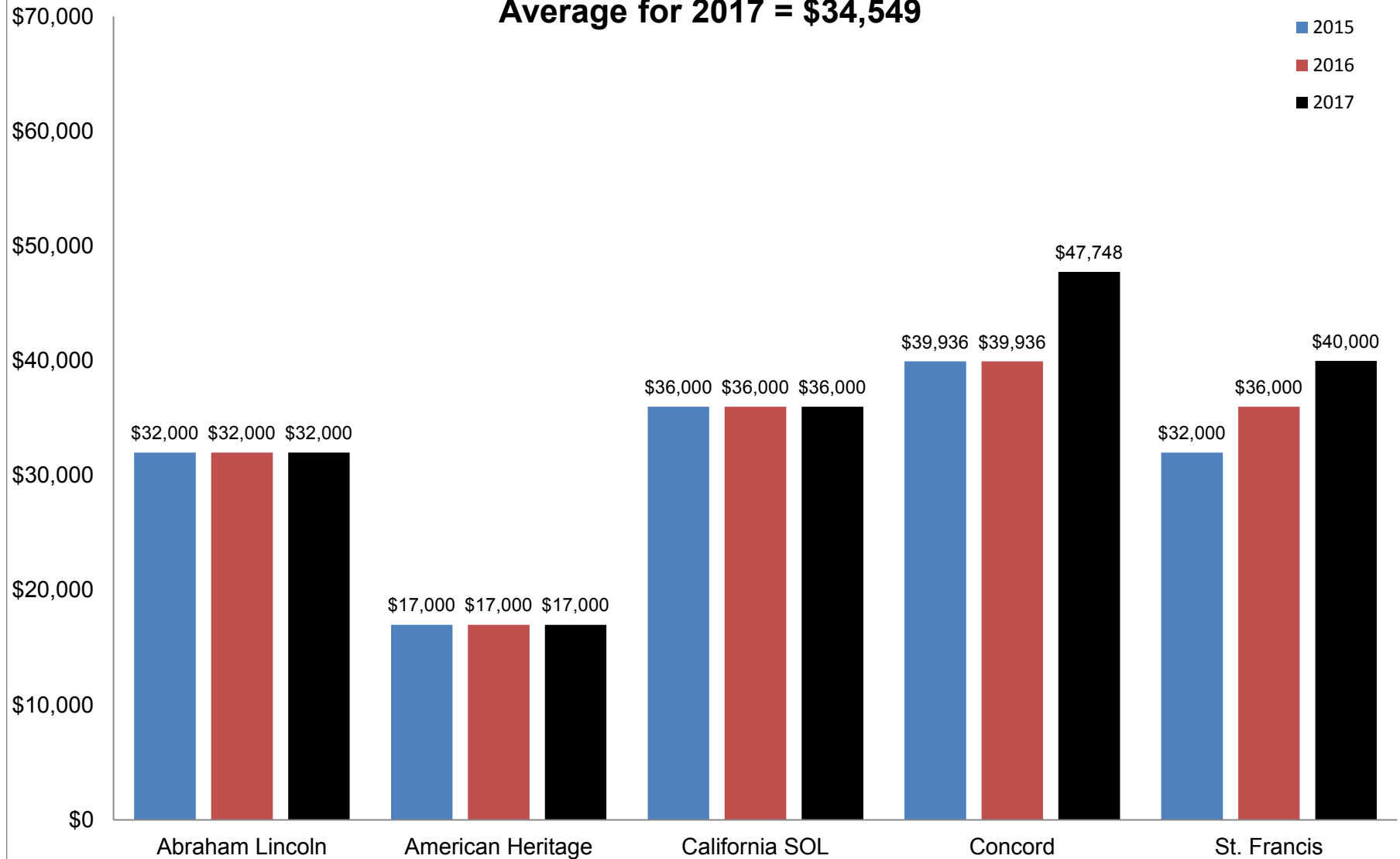
Enrollment in Unaccredited Distance-Learning Law Schools



Figures taken from 2015, 2016 and 2017 Annual Reports

Total Tuition for JD Program at Unaccredited Distance-Learning Law Schools

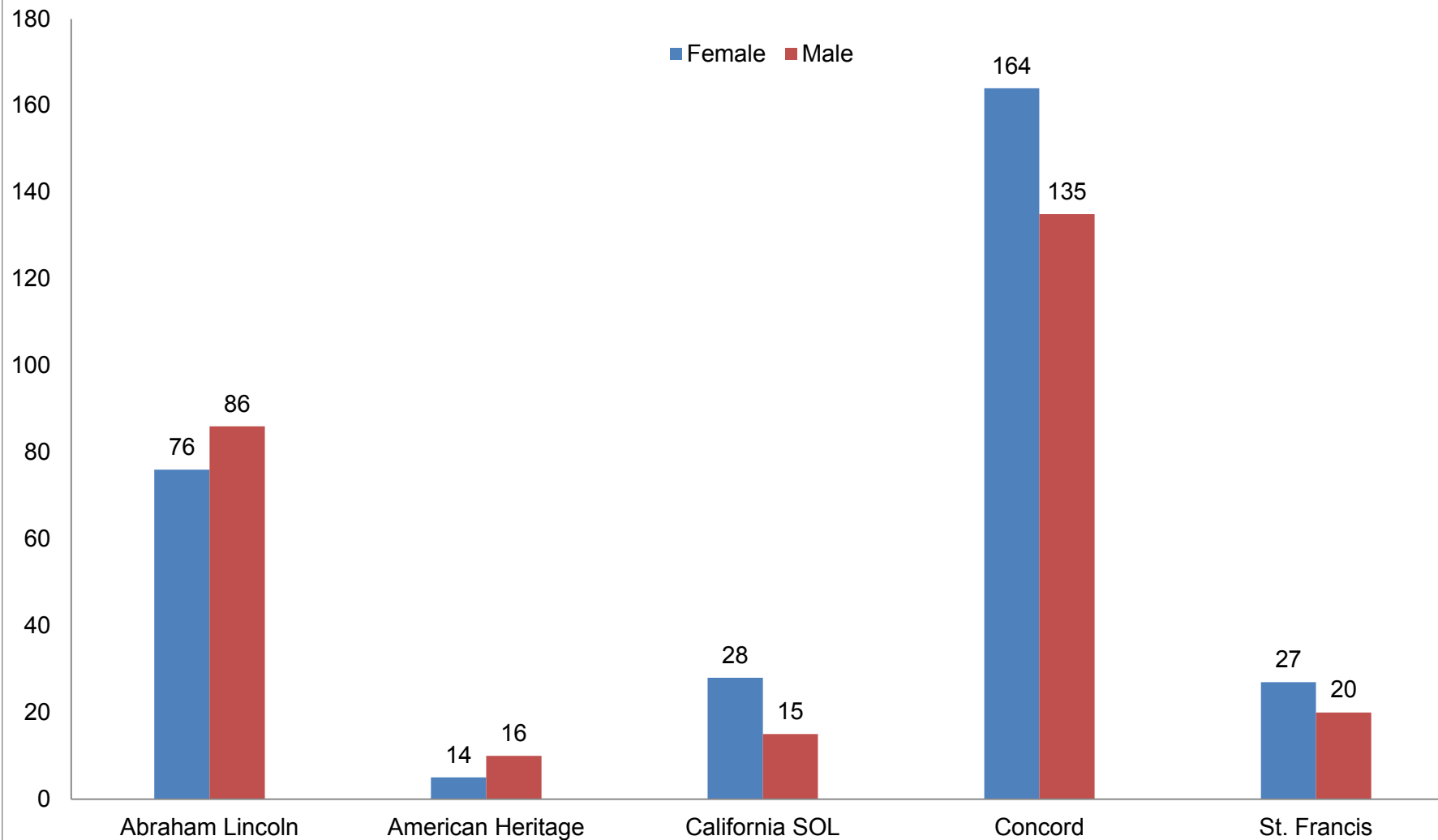
Average for 2017 = \$34,549



Figures taken from 2015, 2016 and 2017 Annual Reports

Gender Comparison of Enrolled Students for Unaccredited Distance-Learning Law Schools

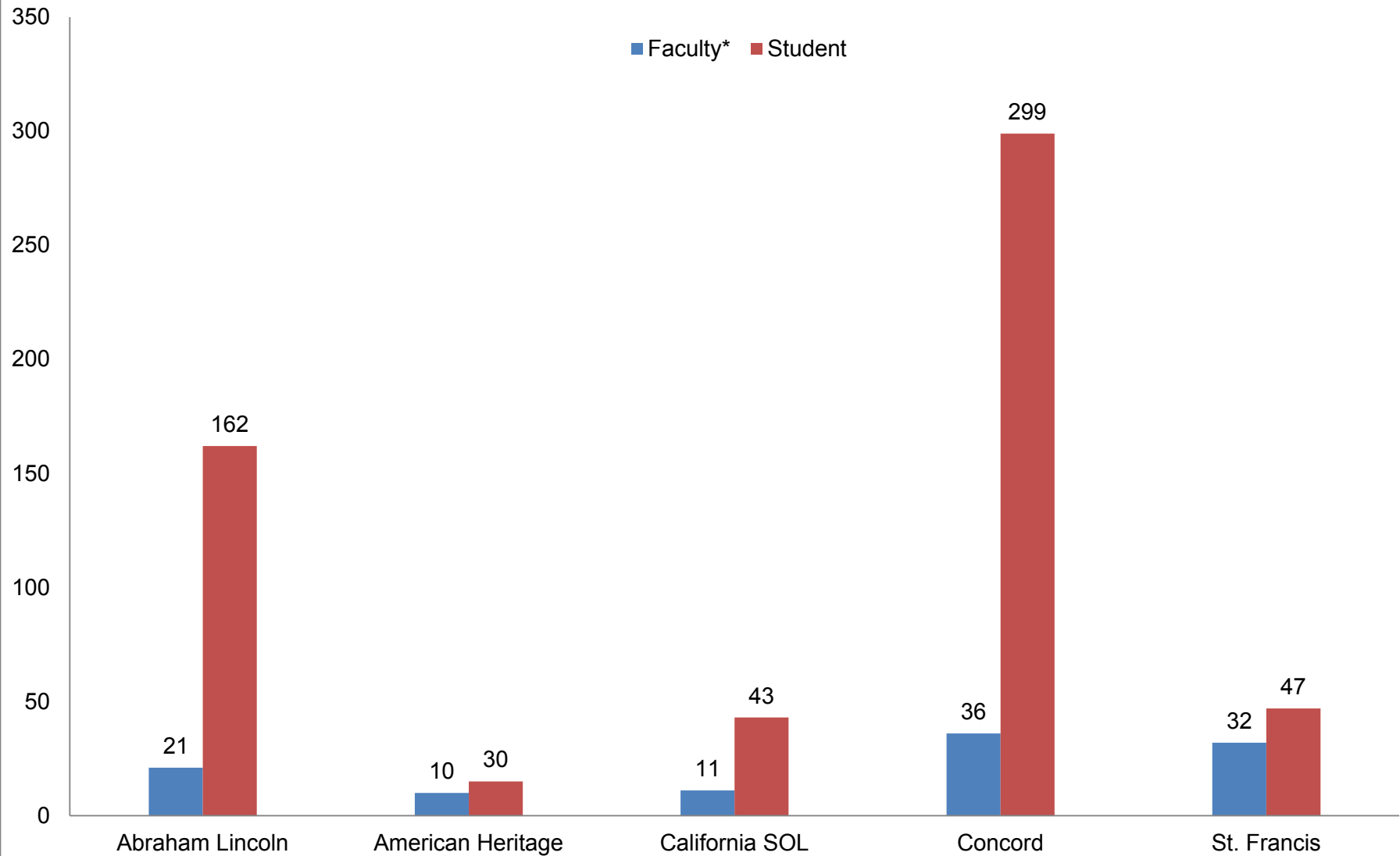
Average = 53% Female / 47% Male



*Not Reported

Figures taken from 2017 Annual Reports

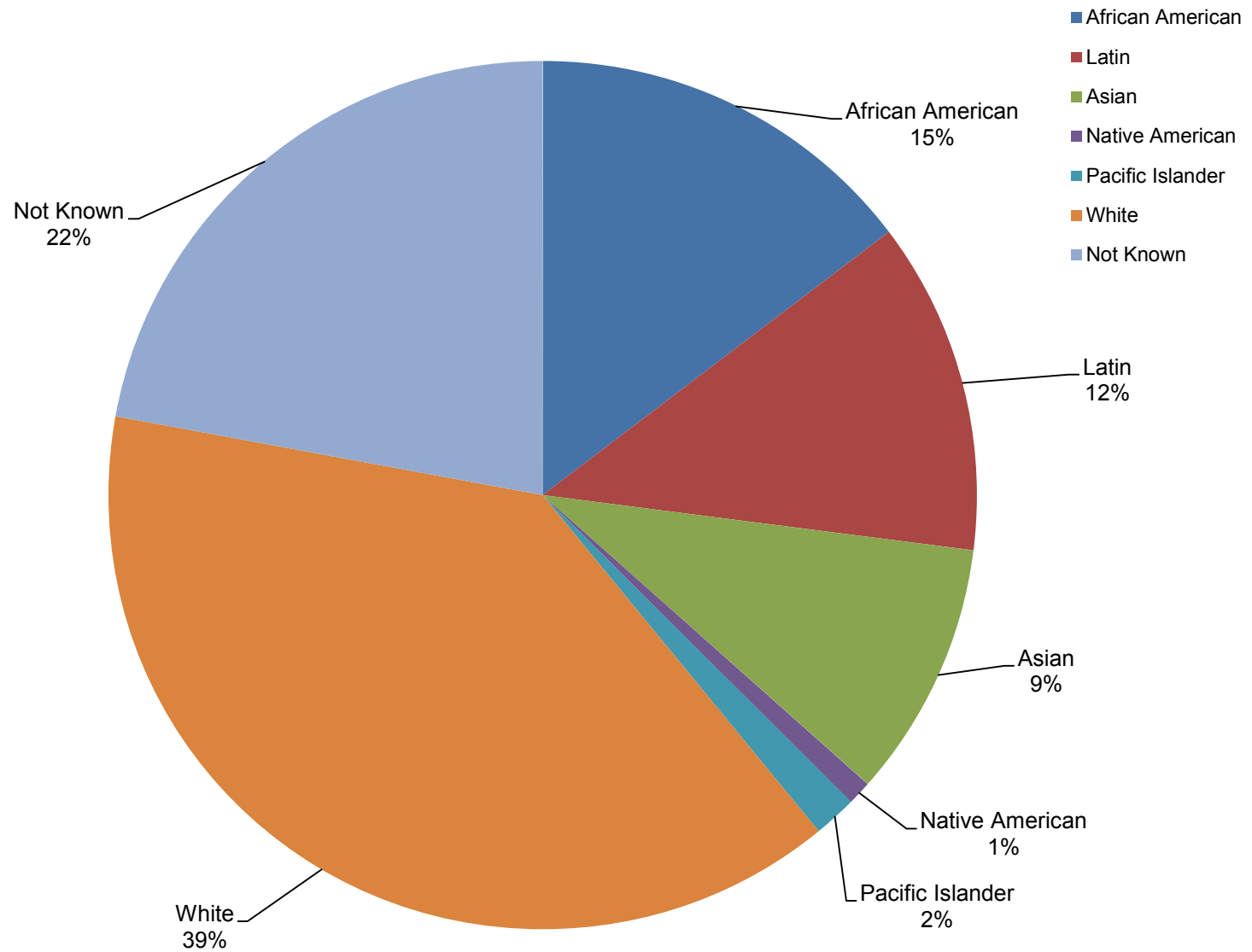
Unaccredited Distance-Learning Law Schools Faculty/Student Comparison Totals = 110 / 566



*Includes Part-Time & Full-Time Faculty

Figures taken from 2017 Annual Reports

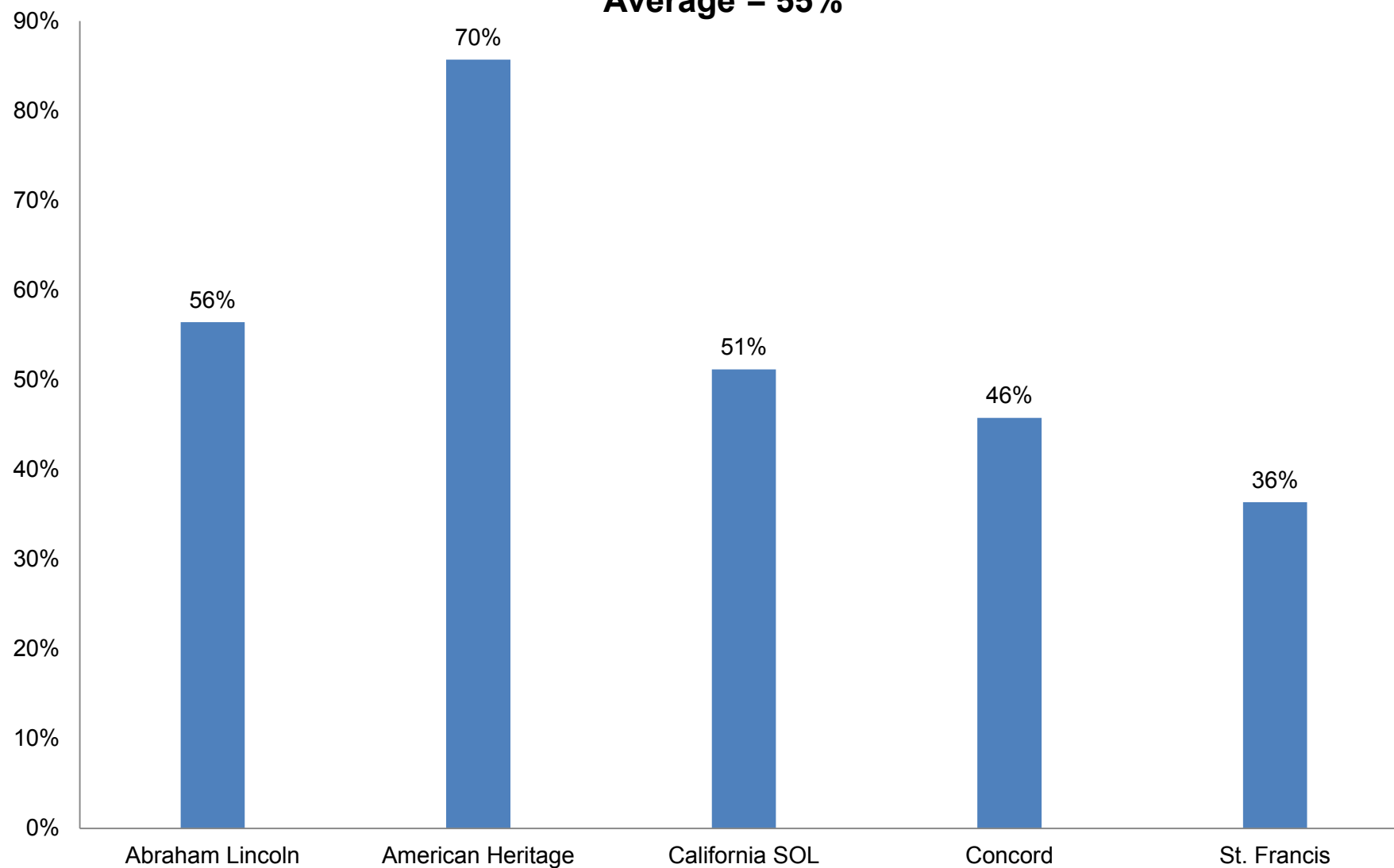
Breakdown of Student Ethnicity for Unaccredited Distance-Learning Law Schools



The figures are for the J.D. Program only

Figures taken from 2017 Annual Reports

Unaccredited Distance-Learning Law Schools Minority Enrollment Average = 55%*



* Minority Percentage Does Not Include Reported "Not Known" Ethnicities

Figures taken from 2017 Annual Reports

SUMMARIES OF 2017 ANNUAL COMPLIANCE REPORTS SUBMITTED BY UNACCREDITED LAW SCHOOLS

FIXED-FACILITY LAW SCHOOLS:

CALIFORNIA DESERT TRIAL ACADEMY, INDIO

1. Information re the law school's admissions, enrollment, faculty, and tuition.

California Desert Trial Academy (CDTA) timely filed its 2017 Annual Report. Dean John Patrick Dolan remains its dean. It has 19 part-time, faculty members.

CDTA became a registered, unaccredited law school in June 2012. It reported an enrollment of 25 students for the 2017-2018 academic year: 10, 1st year students; nine 2nd year students; three 3rd year students; and three 4th year students.

The law school's tuition for its J.D. degree program is \$48,000 plus fees.

CDTA received 11 applications for its 2016-2017 academic year. Of the 10 admitted, all were first-year students. Nine have a bachelor's degree and the remaining one has earned at least 60 acceptable college credit hours required for a bachelor's degree.

2. Major Change Requests Granted

CDTA requested and received from the Committee of Bar Examiners (Committee) approval of a major change in January 2017 to allow it to offer a hybrid curriculum in its Juris Doctor degree program.

3. California Bar Examination (CBX) and First-Year Law Students' Examination (FYLSX) Pass Rates

Because CDTA had fewer than 11 takers on the most recent administrations (February and July 2017 of the CBX), its current pass/fail statistics are not publicly available for those administrations.

The pass rate for CDTA students taking the June 2017 administration of the FYLSX was 33.33% (4/12). Because CDTA had fewer than 11 takers on the October 2017 administration of the FYLSX, pass/fail statistics for that administration are not publicly available.

SUMMARIES OF 2017 ANNUAL COMPLIANCE REPORTS SUBMITTED BY UNACCREDITED LAW SCHOOLS

CALIFORNIA SOUTHERN LAW SCHOOL, RIVERSIDE

1. Information re the law school's admissions, enrollment, faculty, and tuition.

California Southern Law School (CSLS) timely filed its 2017 Annual Report. Interim Dean Jim Bishop remains in that position which he has held since 2017. The CSLS faculty consists of 11 part-time adjunct members; one was recently hired and is teaching law for the first time and is licensed to practice law in California.

CSLS reported an enrollment of 27 students for the 2017-2018 academic year: zero 1st year students; 14 2nd year students; five 3rd year students; and seven 4th year students. It also enrolled one special student.

The law school's tuition for its J.D. degree program is \$33,600 plus fees.

Citrus Belt Law School Inc. DBA California Southern Law School has decided that the Fall 2016 semester will be the last one in which they enroll first year students. After August 29, 2016, no more new first year students will be admitted. The school will continue operations until the last class graduates in 2020, but not beyond that date.

2. Major Change Requests Granted

CSLS made no major change requests to the Committee in 2017.

3. California Bar Examination (CBX) and First-Year Law Students' Examination (FYLSX) Pass Rates

Because CSLS had fewer than 11 takers on the most recent administrations (February and July 2017 of the CBX), its current pass/fail statistics are not publicly available for those administrations.

The pass rate for CSLS students taking the June 2017 administration of the FYLSX was 37.93% (11/29). Because CSLS had fewer than 11 takers on the October 2017 administration of the FYLSX, pass/fail statistics for that administration are not publicly available.

SUMMARIES OF 2017 ANNUAL COMPLIANCE REPORTS SUBMITTED BY UNACCREDITED LAW SCHOOLS

IRVINE UNIVERSITY COLLEGE OF LAW, CERRITOS

1. Information re the law school's admissions, enrollment, faculty, and tuition.

Irvine University College of Law (IUCOL) timely-filed its 2017 Annual Report. Effective December 31, 2017, Dean George J. Gliaudys, Jr. resigned his position, and N. Edward Trent, as of January 1, 2018, was named the Interim Dean. A search for the permanent replacement was also started at that time. The faculty consists of 27 part-time, adjunct members. Three were recently hired and are teaching law for the first time and all are licensed to practice law in California.

IUCOL reported an enrollment of 42 students for the 2017-2018 academic year: 35 1st year students; zero 2nd year students; two 3rd year students; and four 4th year students. It also enrolled one special student.

The law school's tuition for its J.D. degree program is \$33,600 plus fees. IUCOL received 45 applications for its 2016-2017 academic year. Of the 33 granted admission, all were first-year students. 23 students were admitted with a bachelor's degree and 10 have at least 60 units of acceptable college credit needed for a bachelor's degree.

2. Major Change Requests Granted

IUCOL made no major change requests to the Committee in 2017.

3. California Bar Examination (CBX) and First-Year Law Students' Examination (FYLSX) Pass Rates

Because IUCOL had fewer than 11 takers on the most recent administrations (February and July 2017 of the CBX), its current pass/fail statistics are not publicly available for those administrations.

The pass rate for IUCOL students taking the June 2017 administration of the FYLSX was 33.33% (4/12). The pass rate for IUCOL students taking the October 2017 administration of the FYLSX was 00.00% (0/14).

SUMMARIES OF 2017 ANNUAL COMPLIANCE REPORTS SUBMITTED BY UNACCREDITED LAW SCHOOLS

LADY JUSTICE LAW SCHOOL, BAKERSFIELD

1. Information re the law school's admissions, enrollment, faculty, and tuition.

Lady Justice Law School (LJLS) was late in filing its 2017 Annual Report and paid the appropriate late fee amount. Effective June 7, 2017, Dean Stan Blyth resigned his position. Richard Fanning was named the new dean. The faculty consists of five part-time, adjunct members. Three are teaching for the first time, but only one is licensed to practice law in California.

LJLS reported an enrollment of eight student for the 2017-2018 academic year: five 1st year students; and three 2nd year students

LJLS received 11 applications for its 2016-2017 academic year. Of the 10 admitted, seven student were admitted with a bachelor's degree, two have at least 60 units of acceptable college credit needed for a bachelor's degree and one was admitted as a special student.

The law school's tuition for its J.D. degree program was reported as \$30,960 in 2016 but it has decreased to \$19,200 plus fees, as stated in the current annual report.

2. Major Change Requests Granted

LJLS made no major changes requiring notice to the Committee in 2017.

3. California Bar Examination (CBX) and First-Year Law Students' Examination (FYLSX) Pass Rates

LJLS has not yet had any graduates, so it has no CBX statistics.

Because LJLS had fewer than 11 takers on the June 2017 and October 2017 administrations of the FYLSX, pass/fail statistics for those administrations are not publicly available.

SUMMARIES OF 2017 ANNUAL COMPLIANCE REPORTS SUBMITTED BY UNACCREDITED LAW SCHOOLS

McMILLAN ACADEMY OF LAW, LA MESA

1. Information re the law school's admissions, enrollment, faculty, and tuition.

McMillan Academy of Law (MAOL) timely-filed its 2017 Annual Report. Mr. Scott A. McMillan remains the owner and dean of the law school. The faculty consists of two part-time, members, including Dean McMillan.

MAOL received no applications for the 2016-2017 academic year and reported zero enrollment.

The law school's tuition for its J.D. degree program is \$29,640 plus fees.

2. Major Change Requests Granted

MAOL made no major changes requiring notice to the Committee in 2017.

3. California Bar Examination (CBX) and First-Year Law Students' Examination (FYLSX) Pass Rates

Though it was founded in 2005, MOAL has not yet had any graduates, so it has no CBX statistics.

Because MOAL had fewer than 11 takers on the June 2017 and October 2017 administrations of the FYLSX, pass/fail statistics for those administrations are not publicly available.

SUMMARIES OF 2017 ANNUAL COMPLIANCE REPORTS SUBMITTED BY UNACCREDITED LAW SCHOOLS

PACIFIC WEST COLLEGE OF LAW, ORANGE

1. Information re the law school's admissions, enrollment, faculty, and tuition.

Pacific West College of Law (PWCOL) timely-filed its 2017 Annual Report. Dean Kevin O'Connell remains the dean of the law school. The faculty consists of 15 part-time, members.

PWCOL reported an enrollment of five students for the 2017-2018 academic year: three 3rd year students; and two 4th year students.

The law school's tuition for its J.D. degree program increased to \$39,900 plus fees.

PWCOL received two applications for its 2016-2017 academic year. None were admitted.

2. Major Change Requests Granted; Notice of Noncompliance

PWCOL made no major changes requiring notice to the Committee in 2017.

3. California Bar Examination (CBX) and First-Year Law Students' Examination (FYLSX) Pass Rates

Because PWCOL had fewer than 11 takers on the most recent administrations (February and July 2017 of the CBX), its current pass/fail statistics are not publicly available for those administrations.

Because PWCOL had fewer than 11 takers on the June 2017 and October 2017 administrations of the FYLSX, pass/fail statistics for those administrations are not publicly available.

SUMMARIES OF 2017 ANNUAL COMPLIANCE REPORTS SUBMITTED BY UNACCREDITED LAW SCHOOLS

PEOPLES COLLEGE OF LAW, LOS ANGELES

1. Information re the law school's admissions, enrollment, faculty, and tuition.

Peoples College of Law (PCL) timely-filed its 2017 Annual Report. Dean Ira Spiro became the new dean effective May 22, 2017. The faculty consists of 15 part-time, adjunct members. Seven were recently hired, four are teaching for the first time, and all are licensed to practice law in California.

PCL reported an enrollment of 24 students for the 2017-2018 academic year: nine 1st year students; five 2nd year students; three 3rd year students; and seven 4th year students.

The law school's tuition for its J.D. degree program is \$16,000 plus fees.

PCL received 17 applications for its 2016-2017 academic year. Of the nine applicants granted admission, all were first-year students. Four students have a bachelor's degree and five have at least one half of the credits needed for a bachelor's degree.

2. Major Change Requests Granted

PCL made no major changes requiring notice to the Committee in 2017.

3. California Bar Examination (CBX) and First-Year Law Students' Examination (FYLSX) Pass Rates

Because PCL had fewer than 11 takers on the most recent administrations (February and July 2017 of the CBX), its current pass/fail statistics are not publicly available for those administrations.

The pass rate for PCL students taking the June 2017 administration of the FYLSX was 16.66% (2/12). Because PCL had fewer than 11 takers on the October 2017 administration of the FYLSX, pass/fail statistics for that administration are not publicly available.

SUMMARIES OF 2017 ANNUAL COMPLIANCE REPORTS SUBMITTED BY UNACCREDITED LAW SCHOOLS

WESTERN SIERRA LAW SCHOOL, SAN DIEGO

1. Information re the law school's admissions, enrollment, faculty, and tuition.

Western Sierra Law School (WSLS) timely-filed its 2017 Annual Report. Dean Michael Herrin remains the dean of the law school. The faculty consists of eight part-time, members.

WSLS reported an enrollment of 30 students for the 2017-2018 academic year: 14 1st year students; four 2nd year students; eight 3rd year students; and four 4th year students.

The law school's tuition for its J.D. degree program increased to \$38,000 plus fees, which was a \$2,500 increase from the previous year.

WSLS received 21 applications for its 2016-2017 academic year. Of the 19 granted admission, 14 were first-year students and five were advanced year students. Sixteen students have a bachelor's degree and three have at least one half of the credits needed for a bachelor's degree.

2. Major Change Requests Granted

WSLS made no major changes requiring notice to the Committee in 2017.

3. California Bar Examination (CBX) and First-Year Law Students' Examination (FYLSX) Pass Rates

Because WSLS had fewer than 11 takers on the most recent administrations (February and July 2017 of the CBX), its current pass/fail statistics are not publicly available for those administrations.

Because WSLS had fewer than 11 takers on the June 2017 and October 2017 administrations of the FYLSX, pass/fail statistics for those administrations are not publicly available.

SUMMARIES OF 2017 ANNUAL COMPLIANCE REPORTS SUBMITTED BY UNACCREDITED LAW SCHOOLS

DISTANCE - LEARNING LAW SCHOOLS:

ABRAHAM LINCOLN UNIVERSITY AND SCHOOL OF LAW, LOS ANGELES

1. Information re the law school's admissions, enrollment, faculty, and tuition.

Abraham Lincoln University School of Law (ALUSOL) timely-filed its 2017 Annual Report. Effective November 20, 2017, Dean Hyung J. Park stepped down as dean but he will remain the President and CEO of Abraham Lincoln University. On that same day, Jessica Park became the Dean of the School of Law. The faculty is comprised of three full-time and 18 part-time, adjunct members. Eight were recently hired, five are teaching for the first time, and all but one is licensed to practice law in California.

ALUSOL reported an enrollment of 162 students for the 2017-2018 academic year: 92 1st year students; 18 2nd year students; 15 3rd year students; 36 4th year students; and one 5th year (and beyond) student.

The law school's tuition for its J.D. degree program is \$32,000 plus fees.

ALUSOL received 179 applications for its 2016-2017 academic year. Of the 92 applicants granted admission, all were first-year students and all had a bachelor's degree.

2. Major Change Requests Granted

ALUSOL made no major changes requiring notice to the Committee in 2017.

3. California Bar Examination (CBX) and First-Year Law Students' Examination (FYLSX) Pass Rates

Because ALUSOL had fewer than 11 takers on the most recent administrations (February and July 2017 of the CBX), its current pass/fail statistics are not publicly available for those administrations.

The pass rate for ALUSOL students taking the June 2017 administration of the FYLSX was 24.00% (6/25). The pass rate for ALUSOL students taking the October 2017 administration of the FYLSX was 16.66% (3/18).

SUMMARIES OF 2017 ANNUAL COMPLIANCE REPORTS SUBMITTED BY UNACCREDITED LAW SCHOOLS

AMERICAN HERITAGE SCHOOL OF LAW, ONTARIO

1. Information re the law school's admissions, enrollment, faculty, and tuition.

American Heritage University School of Law (AHUSOL) timely-filed its 2017 Annual Report. Ronda Baldwin-Kennedy remains as the dean. The faculty is comprised of 10 part-time, members.

ALUSOL reported an enrollment of 15 students for the 2017-2018 academic year: nine 1st year students; zero 2nd year students; five 3rd year students; and one 4th year student.

The law school's tuition for its J.D. degree program is \$17,000 plus fees.

AHUSOL received 66 applications for its 2016-2017 academic year. Of the 13 granted admission, nine were first-year students and four were advanced year students; 10 students have a bachelor's degree, and three have at least one half of the credits needed for a bachelor's degree.

2. Major Change Requests Granted

AHUSOL requested from the Committee approval of a major change in January 2017 for a change in ownership of the institution. The Committee requested more information about the purchaser to be presented at the next meeting. At the March 17, 2017 meeting, the Committee approved the major change request and ownership was transferred from American Heritage University to Robert Dabney.

3. California Bar Examination (CBX) and First-Year Law Students' Examination (FYLSX) Pass Rates

Because AHUSOL had fewer than 11 takers on the most recent administrations (February and July 2017 of the CBX), its current pass/fail statistics are not publicly available for those administrations.

Because AHUSOL had fewer than 11 takers on the June 2017 and October 2017 administrations of the FYLSX, pass/fail statistics for those administrations are not publicly available.

SUMMARIES OF 2017 ANNUAL COMPLIANCE REPORTS SUBMITTED BY UNACCREDITED LAW SCHOOLS

CALIFORNIA SCHOOL OF LAW, SANTA BARBARA

1. Information re the law school's admissions, enrollment, faculty, and tuition.

California School of Law (CSOL) timely-filed its 2017 Annual Report. Dean William Hunt remains the dean of the law school. The faculty consists of 11 part-time, adjunct members. There is one new member who is a licensed to practice law in California.

CSOL reported an enrollment of 43 students for the 2017-2018 academic year: 18 1st year students; 12 2nd year students; nine 3rd year students; and four 4th year students.

The law school's tuition for its J.D. degree program is \$36,000 plus fees.

CSOL received 160 applications for its 2016-2017 academic year. Of the 43 granted admission, all were first-year students. Thirty-three students have a bachelor's degree and two have at least 60 units of acceptable college credit needed to earn a bachelor's degree.

2. Major Change Requests Granted

CSOL made no major changes requiring notice to the Committee in 2016.

3. California Bar Examination (CBX) and First-Year Law Students' Examination (FYLSX) Pass Rates

Because CSOL had fewer than 11 takers on the most recent administrations (February and July 2017 of the CBX), its current pass/fail statistics are not publicly available for those administrations.

Because CSOL had fewer than 11 takers on the June 2017 and October 2017 administrations of the FYLSX, pass/fail statistics for those administrations are not publicly available.

SUMMARIES OF 2017 ANNUAL COMPLIANCE REPORTS SUBMITTED BY UNACCREDITED LAW SCHOOLS

CONCORD LAW SCHOOL AT KAPLAN UNIVERSITY, LOS ANGELES

1. Information re the law school's admissions, enrollment, faculty, and tuition.

Concord Law School of Kaplan University (Concord) timely-filed its 2017 Annual Report. Dean Pritikin remains as the dean. The faculty consists of 36 members: seven full-time and 29 part-time. There are seven new members; two are not licensed to practice law in California. One is licensed in Washington and the other in Louisiana.

Concord reported an enrollment of 299 students for the 2017-2018 academic year: 170 1st year students; 46 2nd year students; 45 3rd year students; and 38 4th year students.

The law school's tuition for its J.D. degree program increased to \$47,748 plus fees, which was a \$7,800 increase from the previous year.

Concord received 292 applications for its 2016-2017 academic year. Of the 278 applicants granted admission, 269 were first-year students and nine were advanced year students and all admitted have a bachelor's degree.

2. Major Change Requests Granted

Concord requested and received Committee approval of two major changes in June 2017, both a change in ownership of the institution and a change from a for-profit into a not-for-profit entity.

3. California Bar Examination (CBX) and First-Year Law Students' Examination (FYLSX) Pass Rates

The pass rate for Concord students taking the February 2017 administration of the CBX was 9.00% (6/68). The pass rate for Concord students taking the July 2017 administration of the CBX was 21.00% (19/91).

The pass rate for Concord students taking the June 2017 administration of the FYLSX was 21.42% (15/70). The pass rate for Concord students taking the October 2017 administration of the FYLSX was 31.25% (20/64).

SUMMARIES OF 2017 ANNUAL COMPLIANCE REPORTS SUBMITTED BY UNACCREDITED LAW SCHOOLS

ST. FRANCIS SCHOOL OF LAW, NEWPORT BEACH

1. Information re the law school's admissions, enrollment, faculty, and tuition.

St. Francis School of Law (SFSOL) timely-filed its 2018 Annual Report. When Dean Carole J. Buckner resigned during the summer of 2017 and Professor Karen Travis was named the Interim Dean. Effective September 5, 2017, Greg Brandes was appointed as Dean. The faculty consists of 32 members: two full-time and 30 part-time. There are six new members; four are not licensed to practice in California but are licensed in the following jurisdictions: Arizona; Illinois; New York; and North Carolina.

SFSOL reported an enrollment of 47 students for the 2017-2018 academic year: 12 1st year students; 19 2nd year students; 12 3rd year students; and four 4th year student.

The law school's tuition for its J.D. degree program is \$40,000 plus fees which is an increase of \$4,000 verse last year.

SFSOL received 65 applications for its 2016-2017 academic year. Of the 31 granted admission, all were 1st year students and all have a bachelor's degree.

2. Major Change Requests Granted

SFSOL made no major changes requiring notice to the Committee in 2017.

3. California Bar Examination (CBX) and First-Year Law Students' Examination (FYLSX) Pass Rates

Because SFSOL had fewer than 11 takers on the most recent administrations (February and July 2017 of the CBX), its current pass/fail statistics are not publicly available for those administrations.

Because SFSOL had fewer than 11 takers on the June 2017 and October 2017 administrations of the FYLSX, pass/fail statistics for those administrations are not publicly available.

SUMMARIES OF 2017 ANNUAL COMPLIANCE REPORTS SUBMITTED BY UNACCREDITED LAW SCHOOLS

CORRESPONDENCE LAW SCHOOLS:

AMERICAN INSTITUTE OF LAW, TORRANCE

1. Information re the law school's admissions, enrollment, faculty, and tuition.

American Institute of Law (AIL) timely-filed its 2017 Annual Report. Dean Green remains as the dean. The faculty consists of three members: one full-time and two part-time, and all are licensed to practice law in California.

AIL reported an enrollment of 69 students for the 2017-2018 academic year: 33 1st year students; nine 2nd year students; three 3rd year student and two 4th year students. It also enrolled two special students.

The law school's tuition for its J.D. degree program is \$17,000 plus fees.

AIL received 71 applications for its 2016-2017 academic year. Of the 54 admitted, 51 enrolled as first-year students and three enrolled as advanced year students. Forty-two students have a bachelor's degree, 10 have at least 60 units of acceptable college credit needed to earn a bachelor's degree and two were admitted as a special students.

2. Major Change Requests Granted

AIL made no major changes requiring notice to the Committee in 2017.

3. California Bar Examination (CBX) and First-Year Law Students' Examination (FYLSX) Pass Rates

Founded in 1995, AIL has not yet had any graduates, so it has no CBX statistics.

Because AIL had fewer than 11 takers on the June 2017 and October 2017 administrations of the FYLSX, pass/fail statistics for those administrations are not publicly available.

SUMMARIES OF 2017 ANNUAL COMPLIANCE REPORTS SUBMITTED BY UNACCREDITED LAW SCHOOLS

AMERICAN INTERNATIONAL SCHOOL OF LAW, IRVINE

1. Information re the law school's admissions, enrollment, faculty, and tuition.

American International School of Law (AISOL) timely-filed its 2017 Annual Report. Interim Dean Andy J. Szeto remains dean of the school. The faculty consists of seven part-time, members.

AISOL reported an enrollment of 24 students for the 2017-2018 academic year: 19 1st year students; two 2nd year student; two 3rd year students; and one 4th year student.

The law school's tuition for its J.D. degree program is \$8,900 plus fees.

AISOL received 88 applications for its 2016-2017 academic year. Of the 24 admitted, 19 enrolled as first-year students and five enrolled as advanced year students. Eighteen students have a bachelor's degree and six have at least 60 units of acceptable college credit needed to earn a bachelor's degree.

2. Major Change Requests Granted

AISOL made no major changes requiring notice to the Committee in 2017.

3. California Bar Examination (CBX) and First-Year Law Students' Examination (FYLSX) Pass Rates

Because AISOL had fewer than 11 takers on the most recent administrations (February and July 2017 of the CBX), its current pass/fail statistics are not publicly available for those administrations.

Because AISOL had fewer than 11 takers on the June 2017 and October 2017 administrations of the FYLSX, pass/fail statistics for those administrations are not publicly available.

SUMMARIES OF 2017 ANNUAL COMPLIANCE REPORTS SUBMITTED BY UNACCREDITED LAW SCHOOLS

CALIFORNIA SOUTHERN UNIVERSITY SCHOOL OF LAW, COSTA MESA

1. Information re the law school's admissions, enrollment, faculty, and tuition.

California Southern University School of Law (CSUSOL) timely-filed its 2017 Annual Report. Dean Bernadette Agaton remains dean of the school. The faculty consists of 19 part-time members. There are five new members; three are not licensed attorneys in California but are licensed in the following jurisdictions: Kansas; New York; and Ohio.

CSUSOL reported an enrollment of 39 students for the 2017-2018 academic year: 30 1st year students; two 2nd year students; six 3rd year students; and one 4th year student.

The law school's tuition for its J.D. degree program is \$33,000 plus fees which is an increase of \$2,200 versus last year.

CSUSOL received 47 applications for its 2016-2017 academic year. Of the 20 granted admission, 19 were first-year students and one was an advanced year student. All 20 students were admitted with a bachelor's degree.

2. Major Change Requests Granted

CSUSOL made no major changes requiring notice to the Committee in 2017.

3. California Bar Examination (CBX) and First-Year Law Students' Examination (FYLSX) Pass Rates

Because CSUSOL had fewer than 11 takers on the most recent administrations (February and July 2017 of the CBX), its current pass/fail statistics are not publicly available for those administrations.

Because CSUSOL had fewer than 11 takers on the June 2017 and October 2017 administrations of the FYLSX, pass/fail statistics for those administrations are not publicly available.

SUMMARIES OF 2017 ANNUAL COMPLIANCE REPORTS SUBMITTED BY UNACCREDITED LAW SCHOOLS

NORTHWESTERN CALIFORNIA UNIVERSITY SCHOOL OF LAW, SACRAMENTO

1. Information re the law school's admissions, enrollment, faculty, and tuition.

Northwestern California University School of Law (NCUSOL) timely-filed its 2017 Annual Report. Dean Michael P. Clancey remains dean of the law school. The faculty consists of 15 members: two full-time and 13 part-time. There are two new members and both are licensed attorneys in California.

NCUSOL reported an enrollment of 460 students for the 2017-2018 academic year: 269 1st year students; 76 2nd year students; 55 3rd year students; and 45 4th year students. The law school reported an enrollment of 14 special students: eight 1st year students; and six 2nd year students.

The law school's tuition for its J.D. degree program is \$14,600 plus fees.

NCUSOL received 841 applications for its 2016-2017 academic year. Of the 241 applicants granted admission, 228 were as first-year students and 13 enrolled as advanced year students. One hundred and seventy-seven students have a bachelor's degree. Fifty-eight students have at least one half of the credits needed for a bachelor's degree. The law school also granted admission to six special students.

2. Major Change Requests Granted

NCUSOL made no major changes requiring notice to the Committee in 2017.

3. California Bar Examination (CBX) and First-Year Law Students' Examination (FYLSX) Pass Rates

The pass rate for NCUSOL students taking the February 2017 administration of the CBX was 13.00% (7/52). The pass rate for NCUSOL students taking the July 2017 administration of the CBX was 26.00% (14/54).

The pass rate for NCUSOL students taking the June 2017 administration of the FYLSX was 32.35% (22/68). The pass rate for NCUSOL students taking the October 2017 administration of the FYLSX was 13.50% (7/52).

SUMMARIES OF 2017 ANNUAL COMPLIANCE REPORTS SUBMITTED BY UNACCREDITED LAW SCHOOLS

OAK BROOK COLLEGE OF LAW AND GOVERNMENT POLICY, FRESNO

1. Information re the law school's admissions, enrollment, faculty, and tuition.

Oak Brook College of Law and Government Policy (OBCL) timely-filed its 2017 Annual Report. Dean J. Douglas McElvy remains dean of the law school. The faculty consists of 13 part-time members.

OBCL reported an enrollment of 28 students for the 2017-2018 academic year: six 1st year students; three 2nd year students; two 3rd year students; and five 4th year students. The law school reported an enrollment of 12 special students: two 1st year students; four 2nd year students; two 3rd year students; and four 4th year students.

The law school's tuition for its J.D. degree program is \$20,000 plus fees.

OBCL received 11 applications for its 2016-2017 academic year. Of the 11 applicants granted admission, 10 were first-year students and one was enrolled as advanced year student. Eight students have a bachelor's degree and one student has at least one half of the credits needed for a bachelor's degree. The law school also granted admission to two special students.

2. Major Change Requests Granted

OBCL made no major changes requiring notice to the Committee in 2017.

3. California Bar Examination (CBX) and First-Year Law Students' Examination (FYLSX) Pass Rates

Because OBCL had fewer than 11 takers on the most recent administrations (February and July 2017 of the CBX), its current pass/fail statistics are not publicly available for those administrations.

Because OBCL had fewer than 11 takers on the June 2017 and October 2017 administrations of the FYLSX, pass/fail statistics for those administrations are not publicly available.

**SUMMARIES OF 2017 ANNUAL COMPLIANCE REPORTS SUBMITTED
BY UNACCREDITED LAW SCHOOLS**

**SAN FRANCISCO INTERNATIONAL UNIVERSITY COLLEGE OF LAW,
SOUTH SAN FRANCISCO**

1. Information re the law school's admissions, enrollment, faculty, and tuition.

San Francisco International University College of Law (SFIUCOL) timely-filed its 2017 Annual Report. SFIUCOL was officially registered by The Committee of Bar Examiners on April 29, 2017. Mr. Matus Varga is the current dean. The faculty consists of three full-time members. None are licensed attorneys in California.

SFIUCOL received no applications for the 2017-2018 academic year and reported zero enrollment, as of the date of the annual report filing.

The law school's tuition for its J.D. degree program is \$48,000 plus fees.

2. Major Change Requests Granted

SFIUCOL made no major changes requiring notice to the Committee in 2017.

3. California Bar Examination (CBX) and First-Year Law Students' Examination (FYLSX) Pass Rates

Since SFIUCOL was just registered with the Committee in April, no students have taken either the CBX or FYLSX exams.

SUMMARIES OF 2017 ANNUAL COMPLIANCE REPORTS SUBMITTED BY UNACCREDITED LAW SCHOOLS

TAFT LAW SCHOOL, SANTA ANA

1. Information re the law school's admissions, enrollment, faculty, and tuition.

Taft Law School (TLS) timely-filed its 2017 Annual Report. Dean Robert K. Strouse remains dean of the law school. The faculty consists of 28 members: three full-time faculty and 25 part-time, members.

TLS reported an enrollment of 155 students for the 2017-2018 academic year: 94 1st year students; 36 2nd year students; nine 3rd year students; and 12 4th year students. The law school reported an enrollment of four special students: two 1st year students; and two 2nd year students.

The law school's tuition for its J.D. degree program is \$31,680 plus fees.

TLS received 266 applications for its 2016-2017 academic year. Of the 117 applicants granted admission, 111 were first-year students and six were advanced year students. One hundred students have a bachelor's degree and the remaining 16 students have at least one half of the credits needed for a bachelor's degree. The law school also granted admission to one special student.

2. Major Change Requests Granted

TLS made no major changes requiring notice to the Committee in 2017.

3. California Bar Examination (CBX) and First-Year Law Students' Examination (FYLSX) Pass Rates

Because TLS had fewer than 11 takers on the most recent administrations (February and July 2017 of the CBX), its current pass/fail statistics are not publicly available for those administrations.

The pass rate for TLS students taking the June 2017 administration of the FYLSX was 23.07% (3/13). The pass rate for TLS students taking the October 2017 administration of the FYLSX was 10.30% (4/39).