



The State Bar of California

OPEN SESSION

AGENDA ITEM

JULY 2020

REGULATION AND DISCIPLINE COMMITTEE III.H

DATE: July 13, 2020

TO: Members, Regulation and Discipline Committee

FROM: Lisa Chavez, Director, Office of Research and Institutional Accountability

SUBJECT: Review of Metrics Under Purview of the RAD Committee and Discipline System
Statistical Report

REGULATION AND DISCIPLINE METRICS PERFORMANCE

The 2020 Monthly Metrics Report has been shared with the Board of Trustees as an attachment to the Executive Director's July 2020 report. The metrics report contains 14 metrics related to offices under the purview of the Regulation and Discipline Committee (RAD), three of which did not meet their performance targets in at least one month analyzed.

Metric SBC-1, Maintain State Bar Court annual caseload clearance rate of 1.0

Target: 1.0

April and May 2020 performance: 1.02 and 0.96 respectively.

Metric SBC-2A, Hearing Department: 90 percent of cases reach final outcome within timeline requirements

Target: 90 percent

April and May 2020 performance: 89 and 88 percent, respectively.

Metric SBC-2B, Hearing Department: All cases reach final outcome within 150 percent of timeline requirements

Target: 100 percent

April and May 2020 performance: 93 and 92 percent, respectively.

Staff reviewed the cases that resulted in these metrics' performance targets not being met and determined that case processing delays were caused by factors outside of the State Bar Court's control. The most common factor contributing to case delay were the consolidation of a newer cases with an older case.

DISCIPLINE SYSTEM STATISTICAL REPORT

The Discipline System Statistical Report contains 13 months of data (where applicable) for all metrics reported for offices within the RAD Committee's purview as well as additional analyses that describe important components of the discipline system.

The analysis on post-disposition outcomes has been expanded to include the following outcome: attorney was disciplined, measured by entry into the Alternative Discipline Program, a reproof, probation, or disbarment.

ATTACHMENT(S) LIST

- A.** Discipline System Statistical Report: July 2020



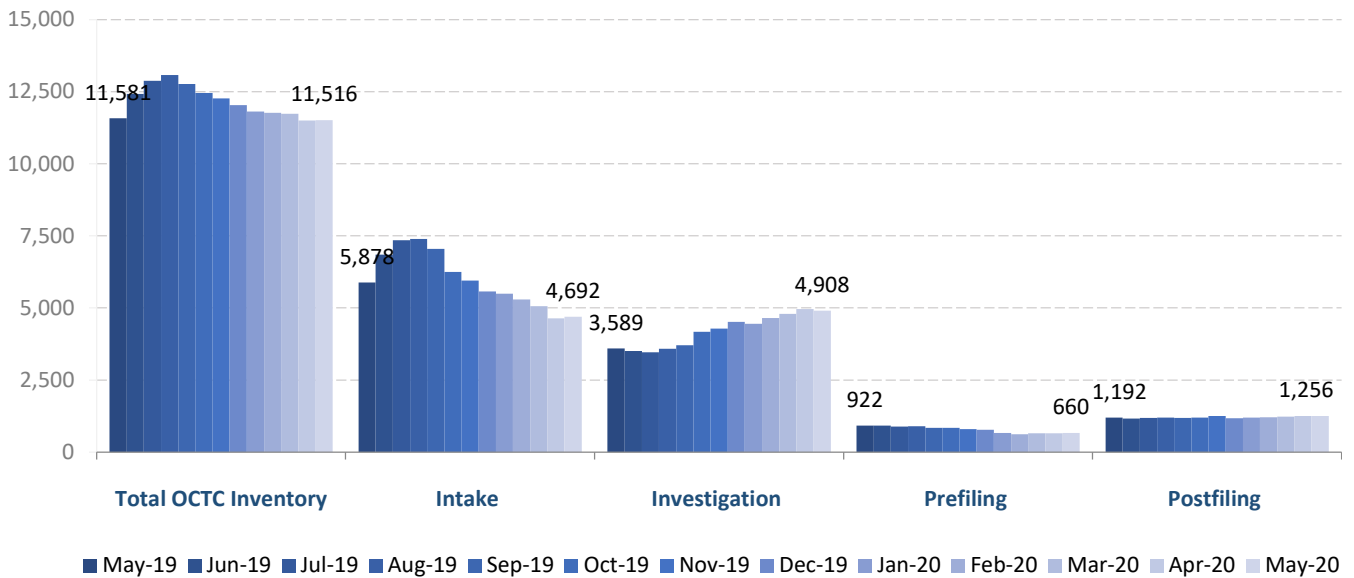
The State Bar *of California*

Discipline System Statistical Report

**Prepared by the Office of Research and Institutional Accountability
July 2020**

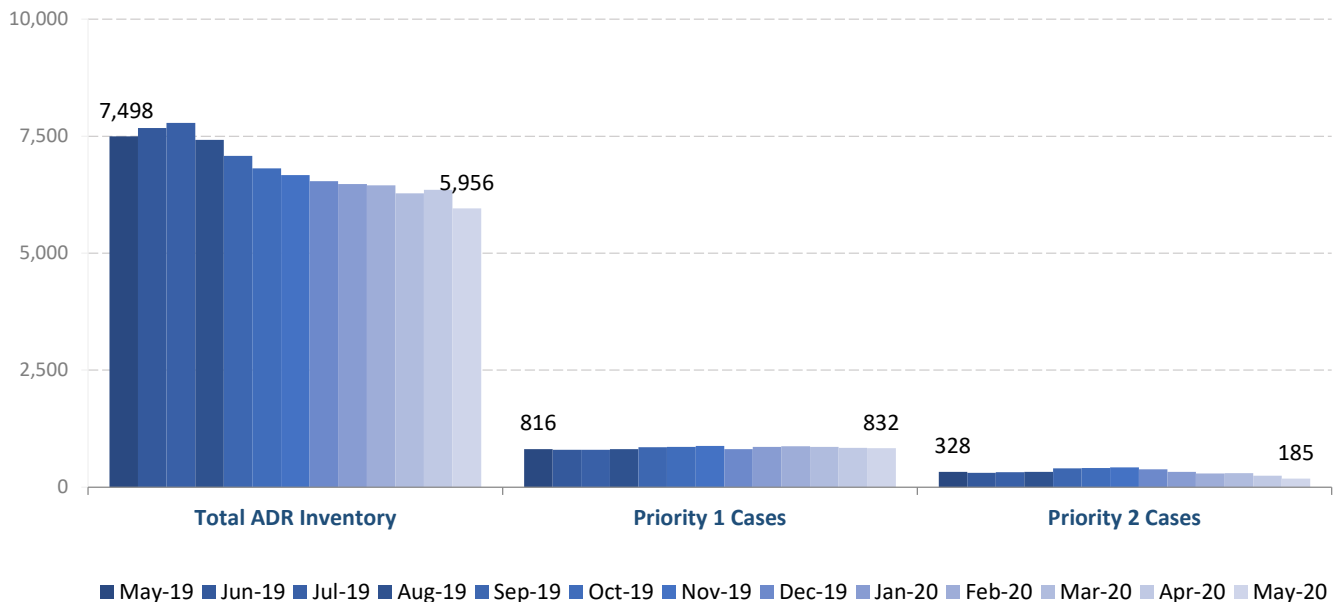
Office of Chief Trial Counsel

OCTC Inventory by Stage



Note: This chart lists all cases in the OCTC inventory based on the last day of each month.

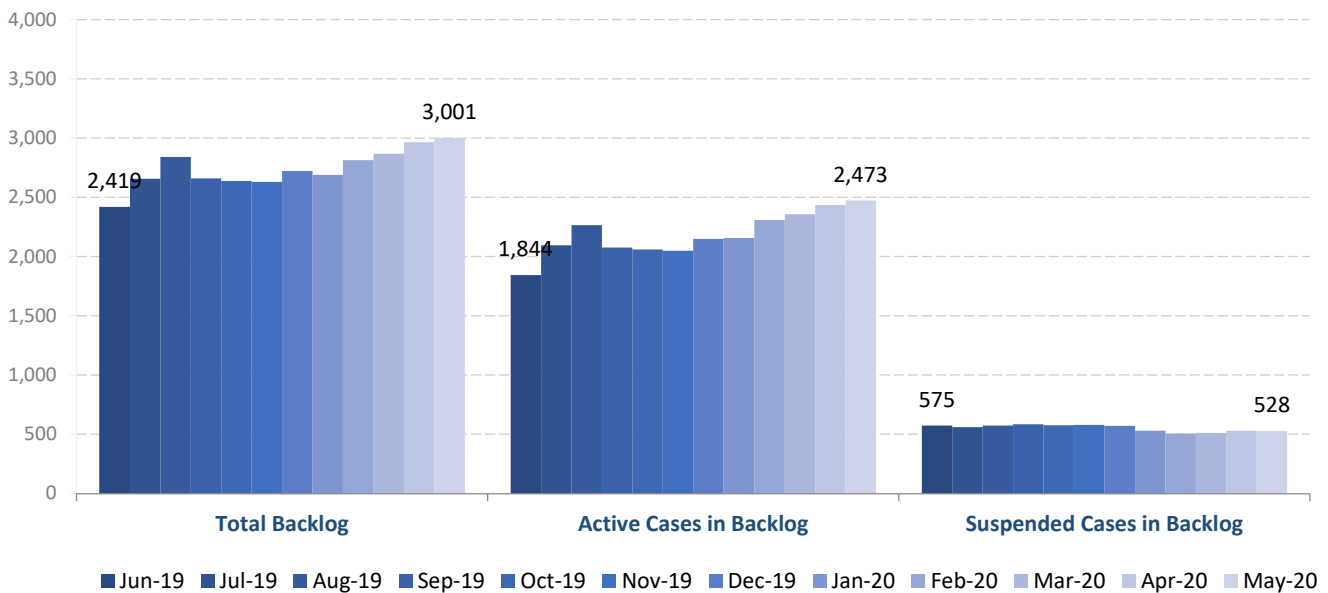
ADR Inventory: Total, Priority 1 (P1) Cases, Priority 2 (P2) Cases



Note: This chart describes cases that are reported in the Annual Discipline Report (ADR). These cases involve Other Jurisdiction matters (J) that are self-reported, Original (O), Probation Referrals (OPB), Reportable Action matters that do not originate from a third party, opposing counsel and the media, Rule 1-110 violations (H), State Bar Court Orders (OSB) and Rule 9.20 violations (N). Priority 1 (P1) cases are those that present significant, ongoing, or serious potential harm to the public. Priority 2 (P2) includes cases that upon initial review do not appear to present significant, ongoing, or serious potential harm but need an expedited assessment to determine whether they do. If a P2 case is determined to pose serious harm to the public, it is reclassified as P1. Cases that remain in the P2 category are handled by Expeditor attorneys and investigators who seek to resolve the cases quickly and with fewer resources than P1 cases require.

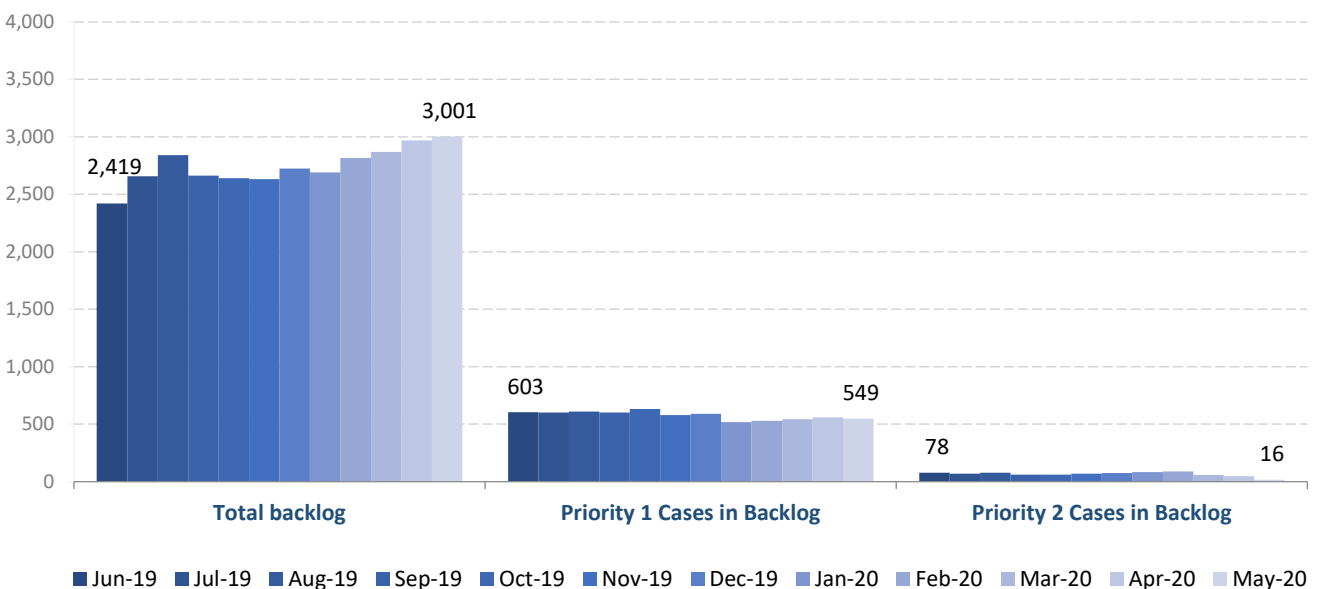
Office of Chief Trial Counsel

Backlog: Total, Active, and Suspended Cases



Note: This chart is based on ADR cases as described above. Backlog is defined as cases in inventory over 180 days at month's end. Suspended cases in backlog are those that have been suspended for a variety of reasons. Examples include: attorney is the subject of a current prosecution or is on inactive status awaiting disbarment. Placing cases in suspension status, especially those where an attorney faces multiple complaints and one of which is expected to lead to disbarment, allows OCTC to focus its resources. A small number of backlog cases in active intake are not shown here. Data for May 2019 unavailable.

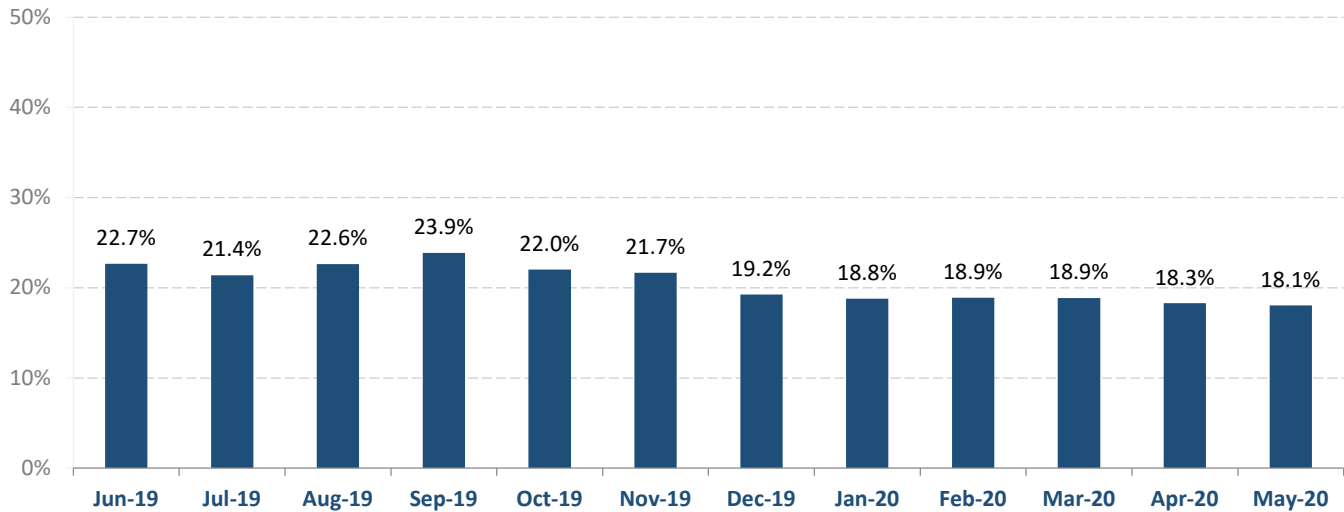
Backlog: Total, Priority 1 (P1) Cases, and Priority 2 (P2) Cases



Note: This chart is based on ADR cases as described above. Backlog is defined as cases in inventory over 180 days at month's end. See above for descriptions of Priority 1 and Priority 2 cases. Data for May 2019 unavailable.

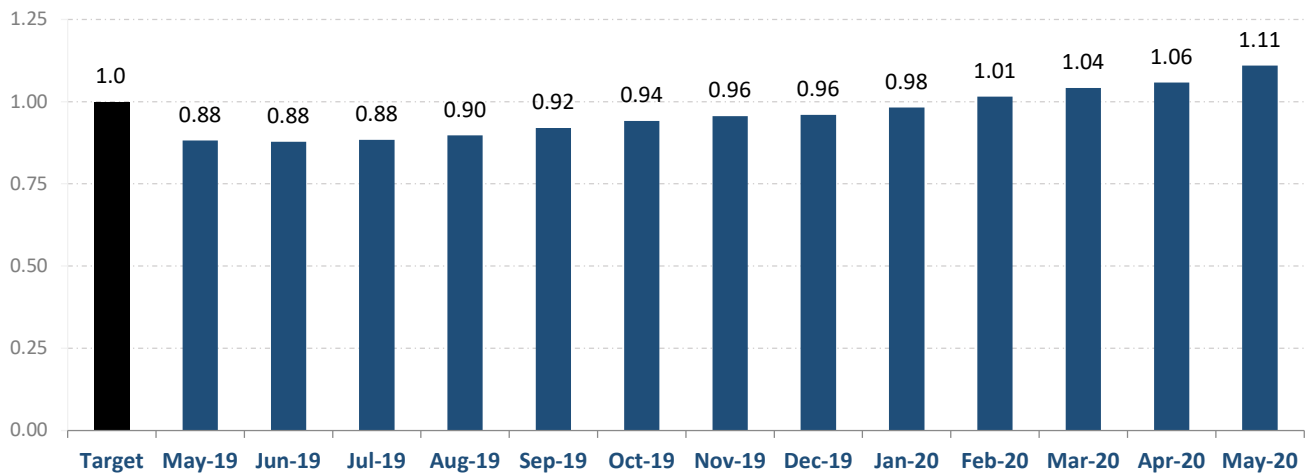
Office of Chief Trial Counsel

Backlog: Percent of Backlog Cases that are Priority 1 (P1) Cases



Note: This chart is based on ADR cases as described above. Metric OCTC-1, *Minimize number of P-1 cases in backlog*

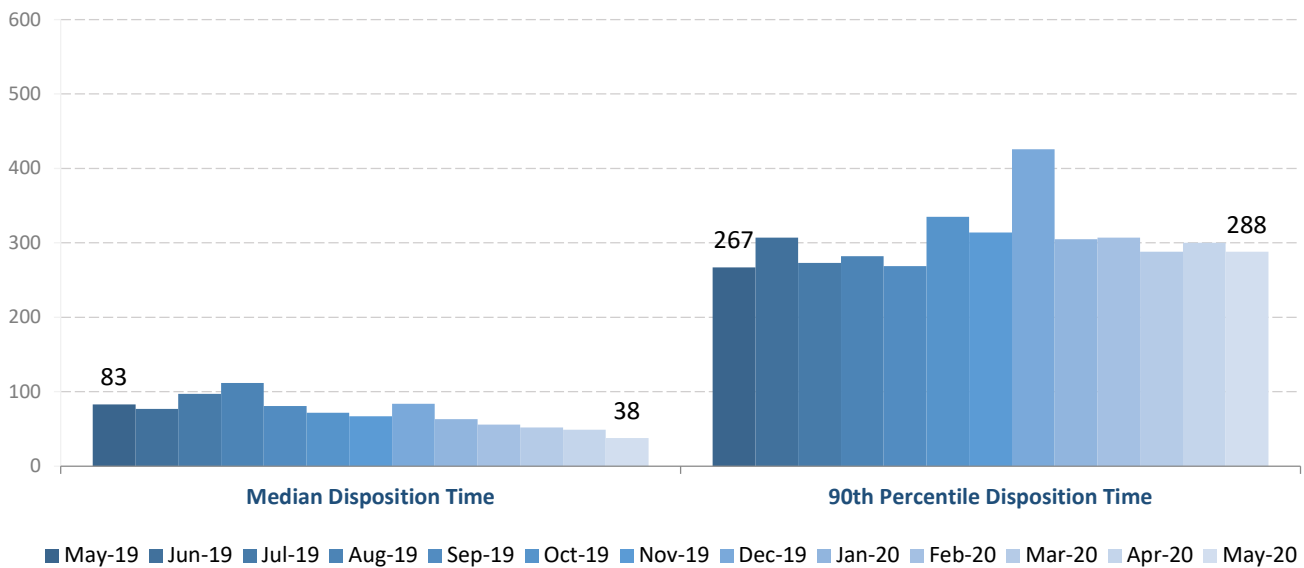
Annual Caseload Clearance Rate



Note: Annual caseload clearance rates are calculated using a 12 month rolling average of monthly caseload clearance rates (ratio of cases closed to cases opened in a month). Metric OCTC-3, *Maintain annual caseload clearance rate of at least 1.0*

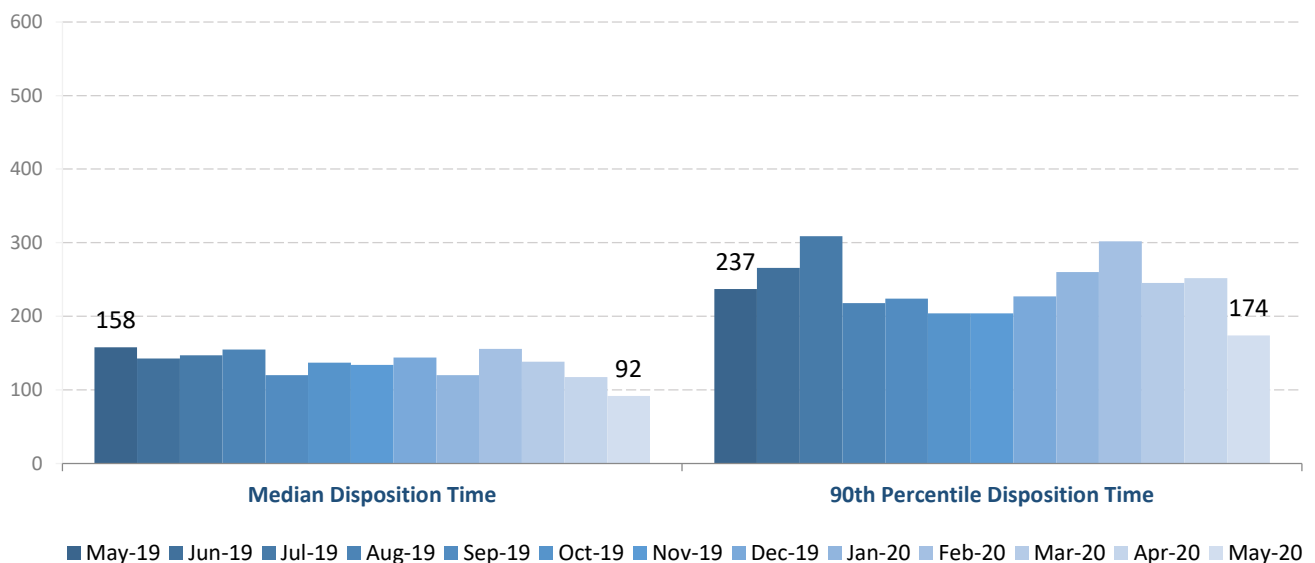
Office of Chief Trial Counsel

Case Disposition Times



Note: This chart is based on ADR cases as described above. Disposition times are calculated as days between case origination and closure. Metrics OCTC-4A & OCTC-4B, *Case disposition times (median and 90th percentile)*

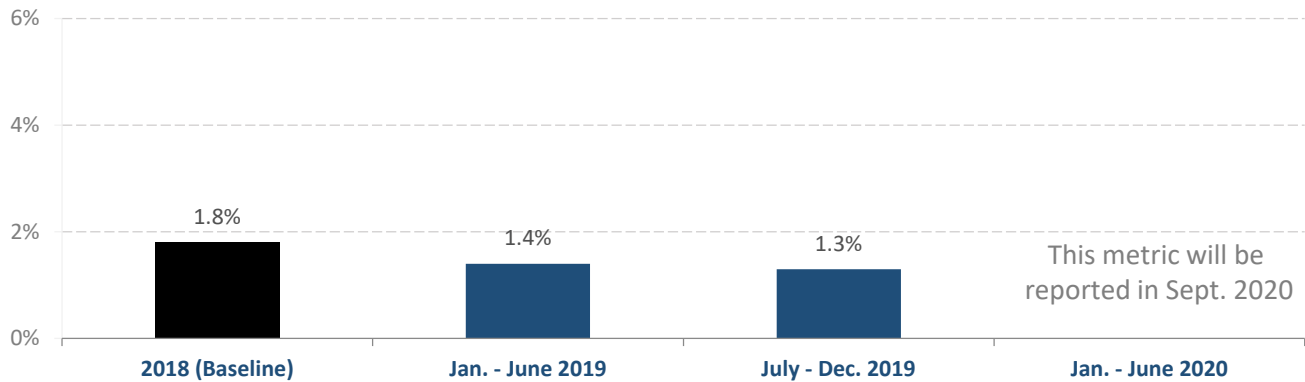
Case Disposition Times: Priority Two (P2) Cases



Note: This chart is based on ADR cases as described above. Disposition time is calculated as days between case origination and closure. Age at disposition for P2 cases includes time spent before assignment to P2 as well as time spent before the creation of the prioritization system. P2 cases may be initially assigned a P4 priority code where there is a lack of resources to handle P2 cases.

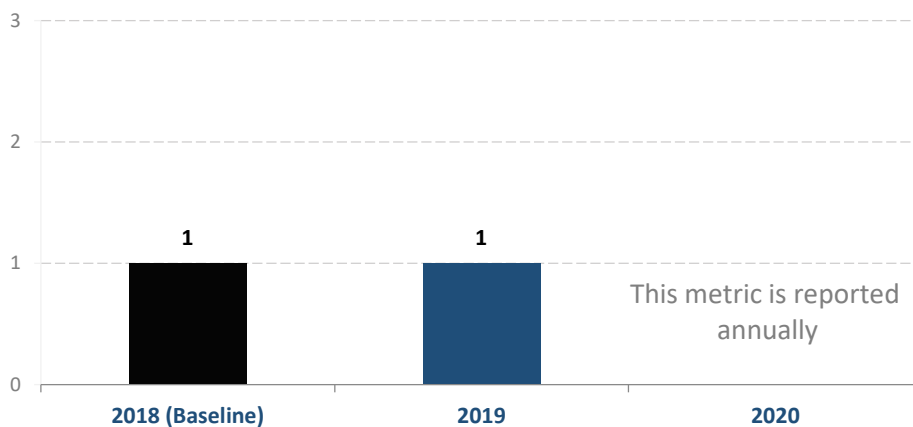
Office of Chief Trial Counsel

Percent of Complaint Review Unit Reopens for Reasons Other than New Evidence



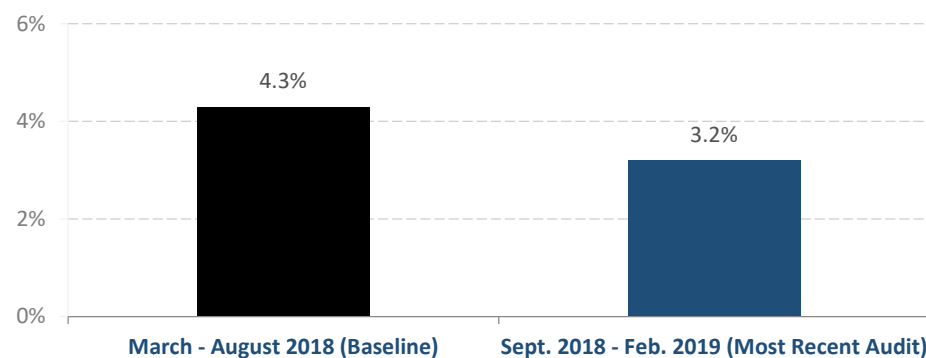
Note: Metric OCTC-5A, Maintain current level of CRU reopens for reasons other than new evidence

Number of Walker Reopens



Note: Metric OCTC-5B, Maintain current level of Walker reopens

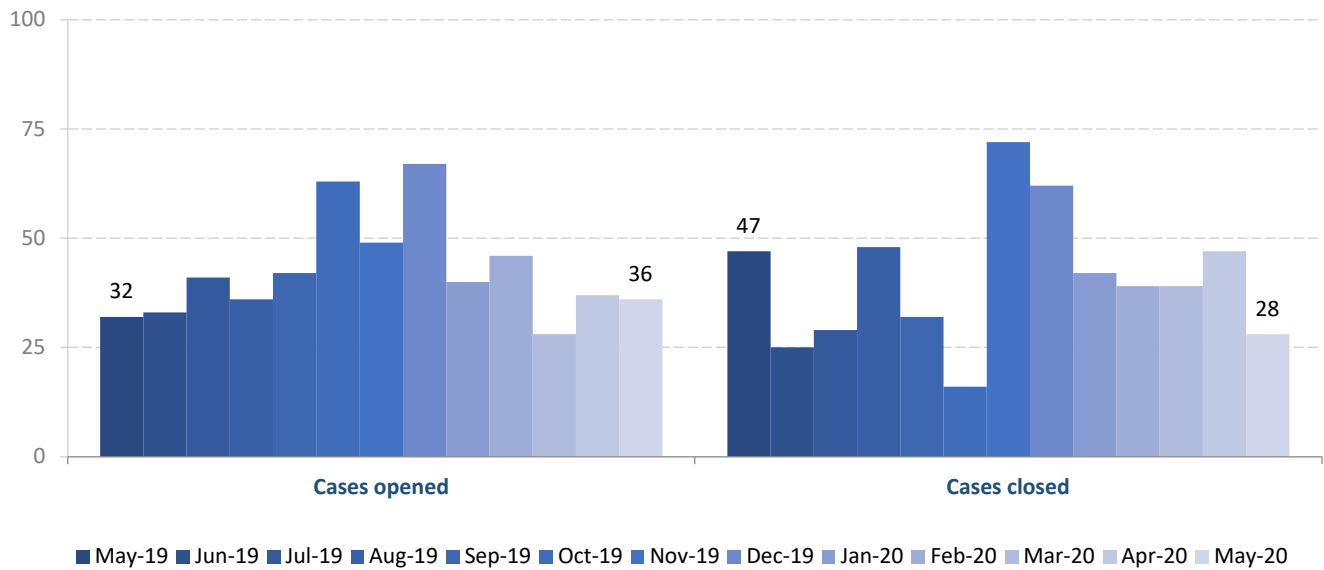
Percent of Random Audit Reopens for Substantive Reason



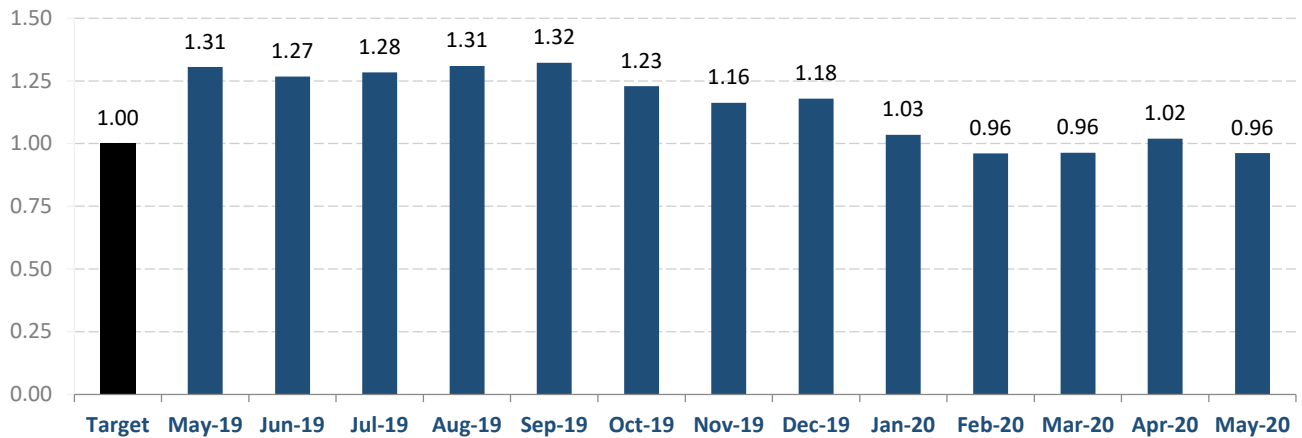
Note: Per Policy Directive 2006-02, up to 250 closed OCTC case files are randomly selected twice a year for an audit. The files are audited to ensure that cases are closed, investigated, and/or prosecuted appropriately. Metric OCTC-5C, Decrease the number of random audit reopens for substantive reasons

State Bar Court

Cases Opened and Closed



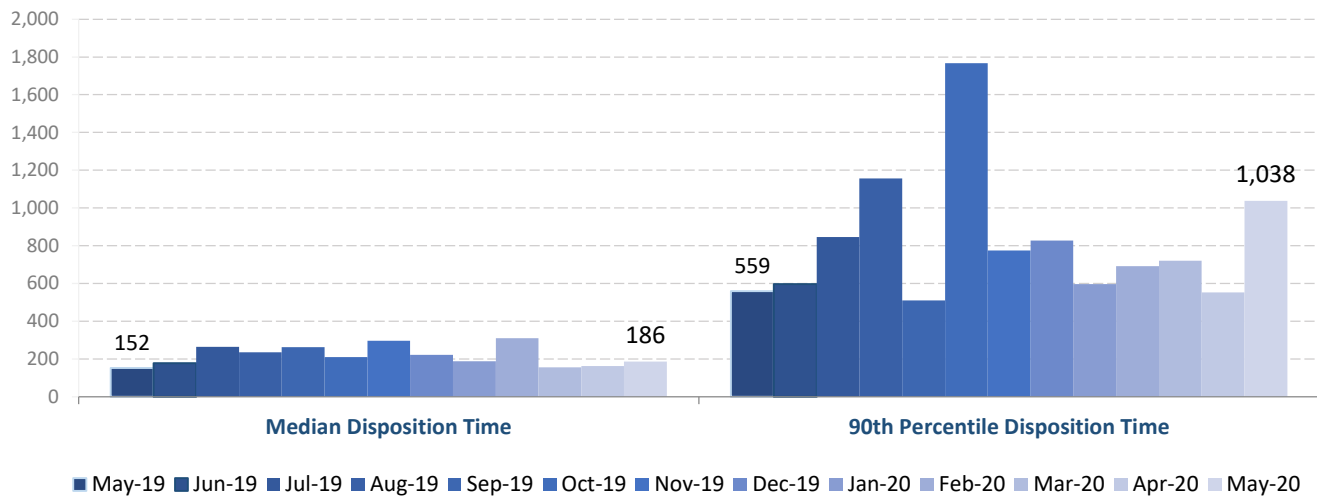
Annual Caseload Clearance Rate



Note: Annual caseload clearance rates are calculated using a 12 month rolling average of monthly caseload clearance rates (ratio of cases closed to cases opened in a month). Metric SBC-1, Maintain annual caseload clearance rate of at least 1.0

State Bar Court

Disposition Times



Note: Disposition time is calculated as days between case origination in the State Bar Court and closure, with time spent in Supreme Court not included. Metrics SBC-3A, SBC-3B, *Case disposition times (median and 90th percentile)*

Appeals

	<u>Jan.–June 2019</u> (Baseline)	<u>July–Dec. 2019</u>	<u>Jan.–June 2020</u>
Petitions seeking review:	7	6	This will be reported in September 2020
Petitions granted:	1	0	
Petitions denied:	6	4	
Remands:	1	0	

Note: Metrics' SBC-4A, 4B, 4C, 4D, *Maintain current levels of reversals and remands*

State Bar Court

Hearing Department: Case Closure and Timeline Requirements

	Number of Cases	Cases Closed Within Timeline Requirements		Cases Closed Within 150% of Timeline Requirements	
		Number	Percent	Number	Percent
May-19	44	40	91%	44	100%
Jun-19	24	19	79%	24	100%
Jul-19	27	24	89%	26	96%
Aug-19	47	40	85%	46	98%
Sep-19	31	19	61%	28	90%
Oct-19	15	12	80%	13	87%
Nov-19	64	54	84%	62	97%
Dec-19	56	44	79%	52	93%
Jan-20	40	33	83%	39	98%
Feb-20	39	32	82%	37	95%
Mar-20	35	35	100%	35	100%
Apr-20	46	41	89%	43	93%
May-20	25	22	88%	23	92%
Targets:			90%		100%

Metric SBC2-A, 90% of hearing department cases reach final outcome within timelines
Metric SBC2-B, All hearing department cases reach final outcome within 150% of timelines

Review Department: Case Closure and Timeline Requirements

	Number of Cases	Cases Closed Within Timeline Requirements		Cases Closed Within 150% of Timeline Requirements	
		Number	Percent	Number	Percent
May-19	2	2	100%	2	100%
Jun-19	4	4	100%	4	100%
Jul-19	0	n/a	n/a	n/a	n/a
Aug-19	3	3	100%	3	100%
Sep-19	3	3	100%	3	100%
Oct-19	0	n/a	n/a	n/a	n/a
Nov-19	7	7	100%	7	100%
Dec-19	4	4	100%	4	100%
Jan-20	5	5	100%	5	100%
Feb-20	3	3	100%	3	100%
Mar-20	1	1	100%	1	100%
Apr-20	3	3	100%	3	100%
May-20	2	2	100%	2	100%
Targets:			90%		100%

Metrics SBC-2C, 90% of review department cases reach final outcome within timelines
Metric SBC-2D, All review department cases reach final outcome within 150% of timelines

State Bar Court

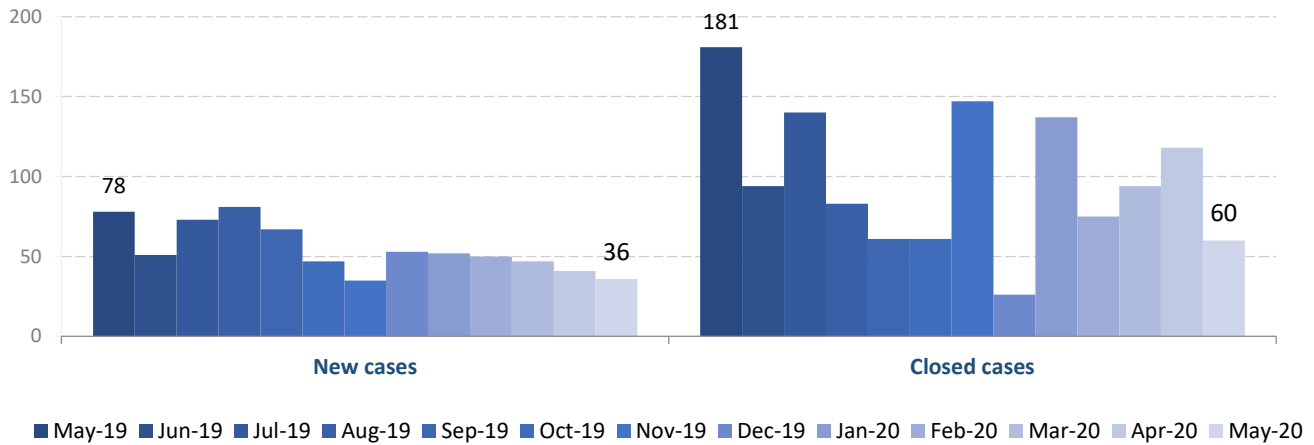
Effectuations: Case Closure and Timeline Requirements

	Number of Cases	Cases Closed Within Timeline Requirements	
		Number	Percent
May-19	38	38	100%
Jun-19	14	14	100%
Jul-19	17	17	100%
Aug-19	39	38	97%
Sep-19	16	16	100%
Oct-19	0	n/a	n/a
Nov-19	50	50	100%
Dec-19	48	48	100%
Jan-20	27	27	100%
Feb-20	26	26	100%
Mar-20	19	19	100%
Apr-20	22	22	100%
May-20	19	19	100%
Targets:			100%

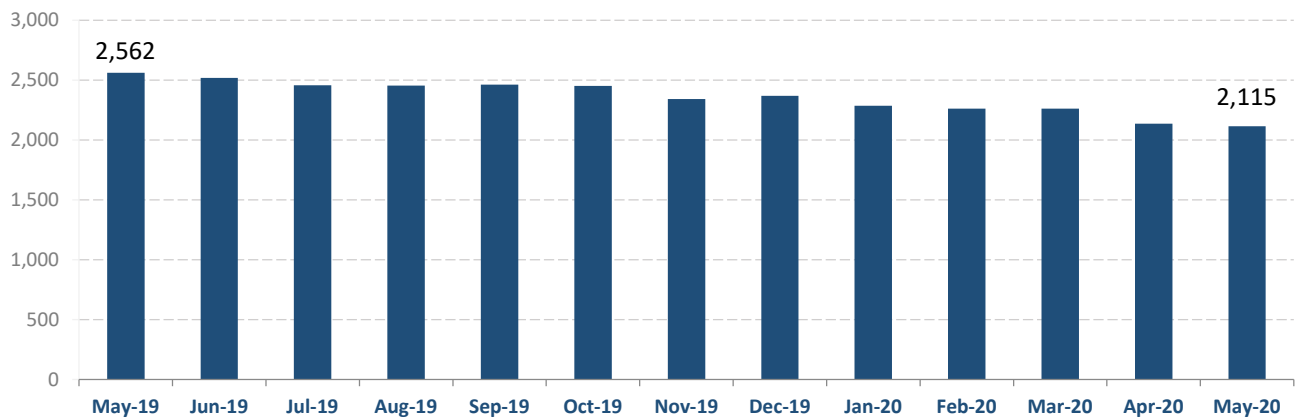
Metric SBC-2E, 100% of effectuations processed within established timeframes

Client Security Fund

New and Closed Cases

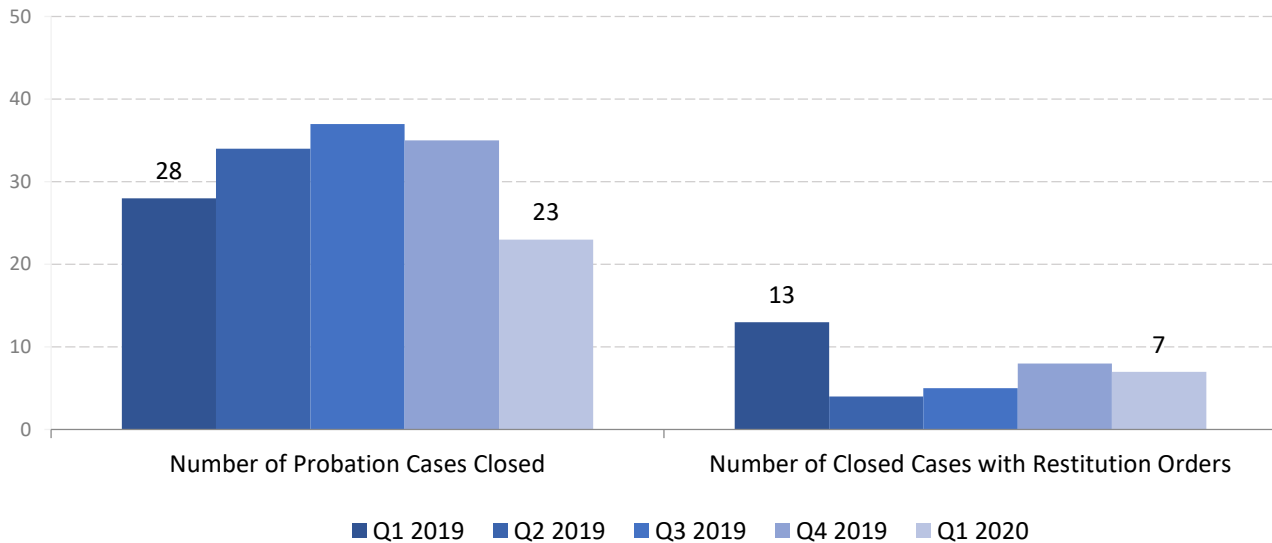


Case Inventory



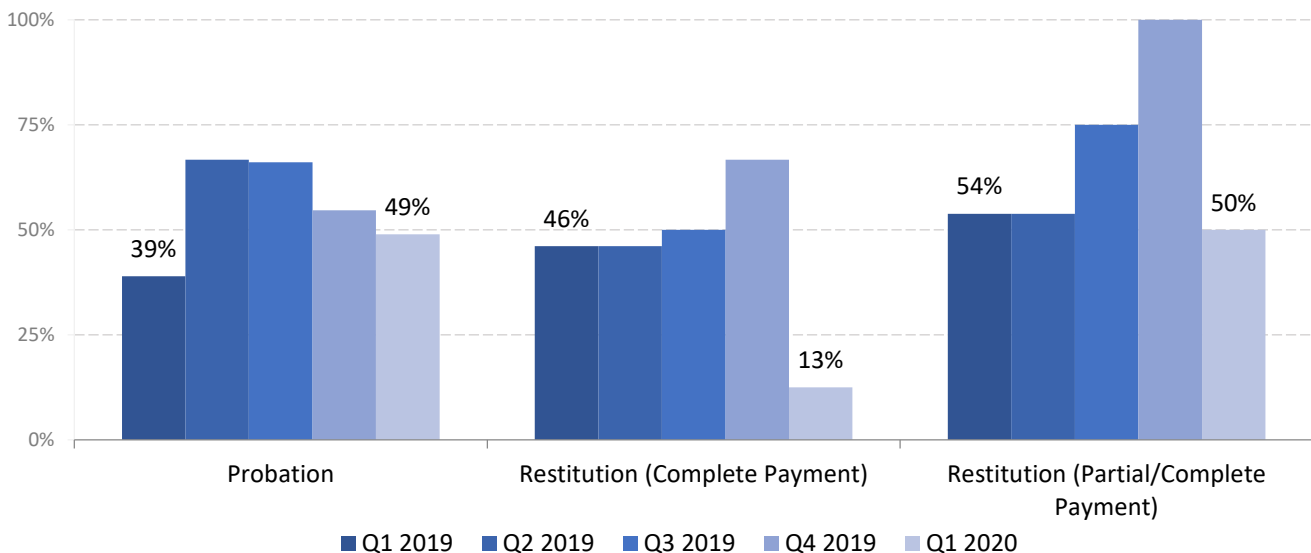
Probation: Q2 2020 Results will be reported in Sept. 2020

Cases Closed



Note: Cases included are 9.20 matters without Supreme Court numbers, Reapproval, and Probation cases which have conditions ordered to be completed.

Successful Completion Rates



Note: Metric P-1, *Probation Successful Completion Rate*: Case types included for this metric are 9.20 matters without Supreme Court numbers, Reapproval, and Probation cases which have conditions ordered to be completed. "Successful Completion" tracks cases in which the ordered conditions were completed timely or without being referred (including "During Actual" and "And Until" conditions, except for Standard 1.2(c)(1)). "Incomplete 'And Until' and 'During Actual' orders" are not counted as "Unsuccessful Completion" because no due date is ordered. Cases in which conditions were not completed but which were not referred because (1) the respondent was disbarred in an unrelated matter; (2) the respondent resigned with charges pending; or (3) the respondent is deceased or presumed deceased are also counted as neither successful nor unsuccessful. Metric P-2, *Successful Completion of Restitution*: Case types included for this metric are Reapproval and Probation cases which have restitution orders. "Complete Payment" includes cases in which the Office of Probation has proof of full payment on or before the closing date. "Partial Payment" includes cases in which the Office of Probation has proof of partial payment made on or before the closing date. Cases in which the Office of Probation has no proof of any payment made on or before the closing date are counted as "No Payment".

Post-Disposition Outcomes

Below are analyses of post-disposition outcomes by four types of dispositions: Resource Letter, Warning Letter, Reproval (both public or private) and Probation. Four outcomes were analyzed: new complaint received, new complaint investigated, new case filed with State Bar Court, and, discipline imposed. Disciplines counted include: participation in the Alternative Discipline Program, reprobation, probation, or disbarment. All complaint types are considered, including probation violations. The year listed is when the Respondent received their disposition.

Number of Respondents Included in Samples by Disposition and Year

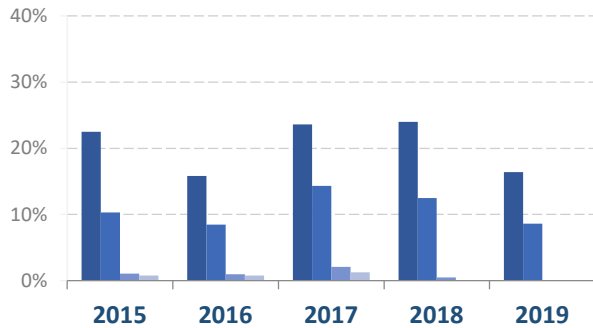
	<u>Resource</u> <u>Letter</u>	<u>Warning</u> <u>Letter</u>	<u>Reproval</u>	<u>Probation</u>	<u>Total</u>
2015	262	594	57	282	1,195
2016	386	539	53	220	1,198
2017	237	572	51	172	1,032
2018	192	617	38	163	1,010
2019*	152	364	28	175	719

* Q1-Q3 of 2019 only

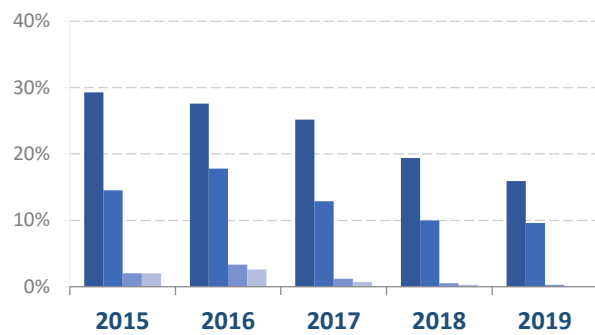
Post-Disposition Outcomes

Within 6 Months of Disposition

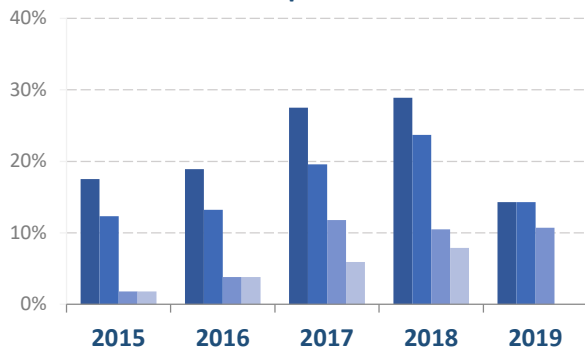
Resource Letter



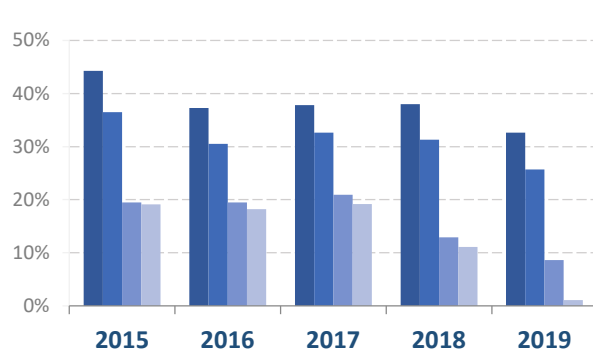
Warning Letter



Reproval



Probation

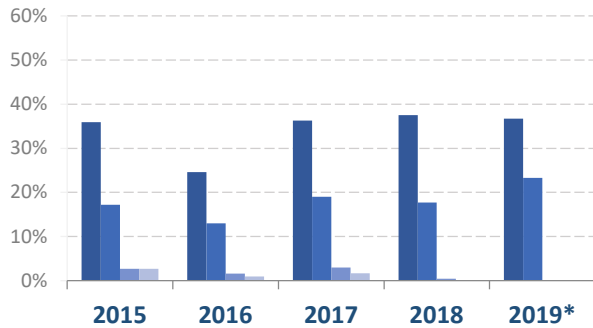


■ New Complaint Received
 ■ New Complaint Investigated
 ■ New Case Filed with State Bar Court
 ■ New Discipline Imposed

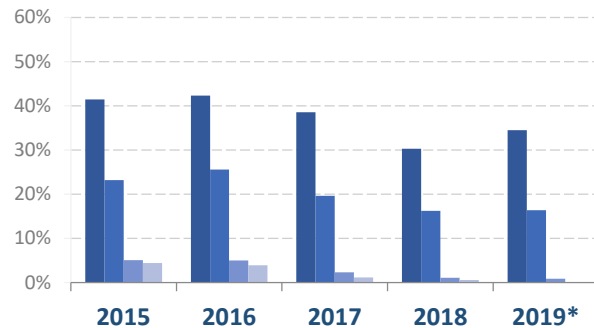
Post-Disposition Outcomes

Within 12 Months of Disposition

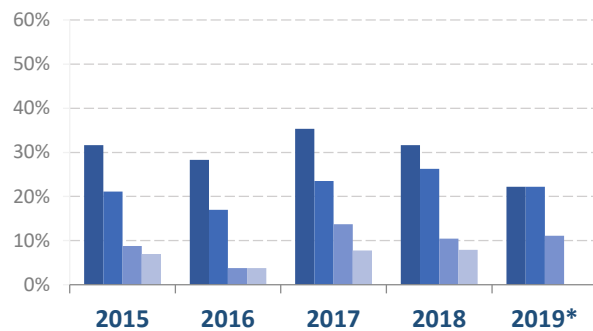
Resource Letter



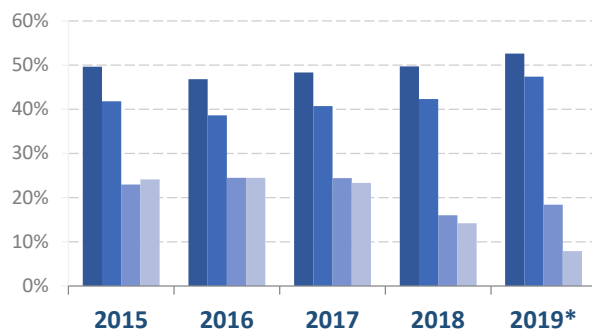
Warning Letter



Reproval



Probation



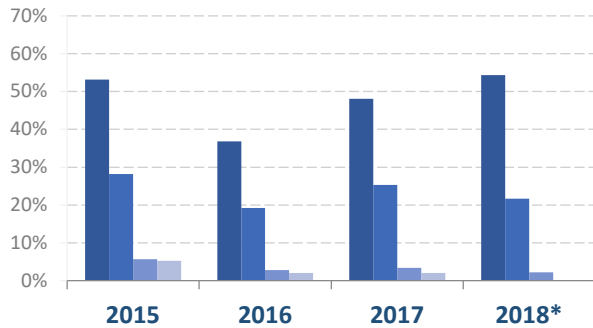
■ New Complaint Received ■ New Complaint Investigated ■ New Case Filed with State Bar Court ■ New Discipline Imposed

* Cases initially disposed in first quarter only.

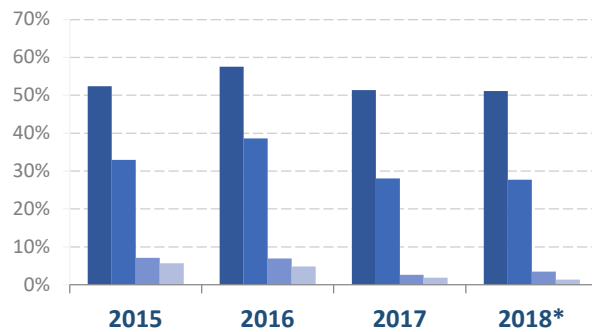
Post-Disposition Outcomes

Within 24 Months of Disposition

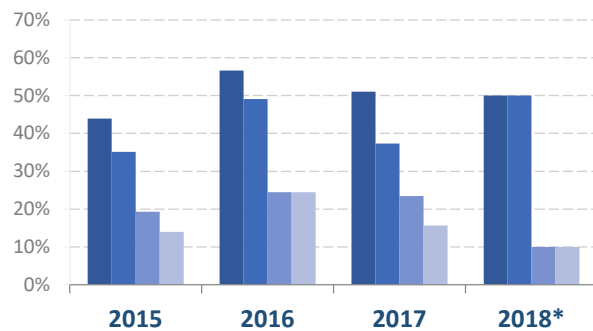
Resource Letter



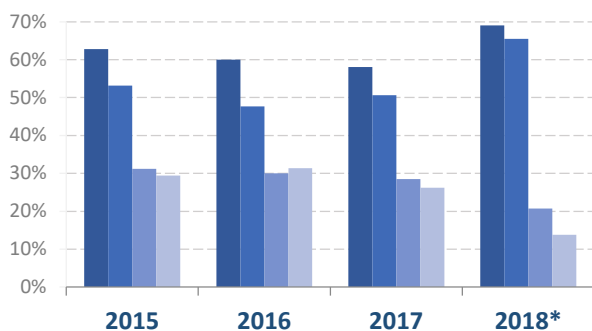
Warning Letter



Reproval



Probation



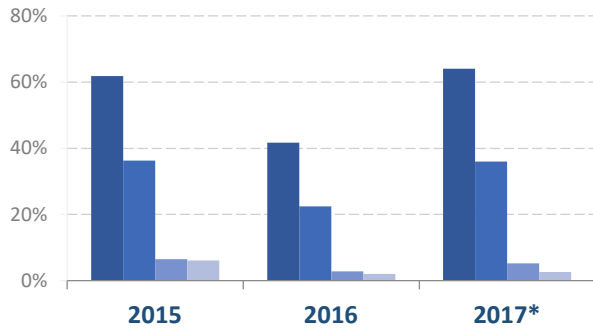
■ New Complaint Received
 ■ New Complaint Investigated
 ■ New Case Filed with State Bar Court
 ■ New Discipline Imposed

* Cases initially disposed in first quarter only.

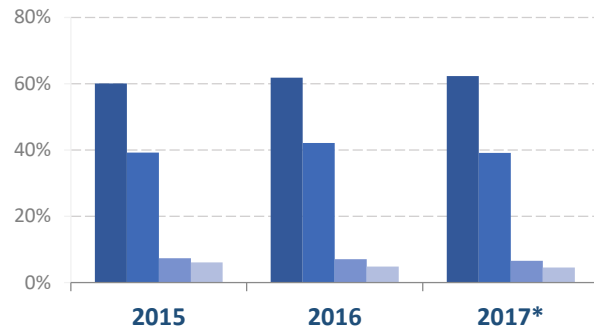
Post-Disposition Outcomes

Within 36 Months of Disposition

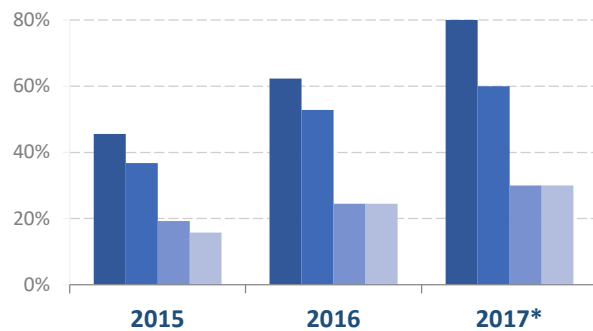
Resource Letter



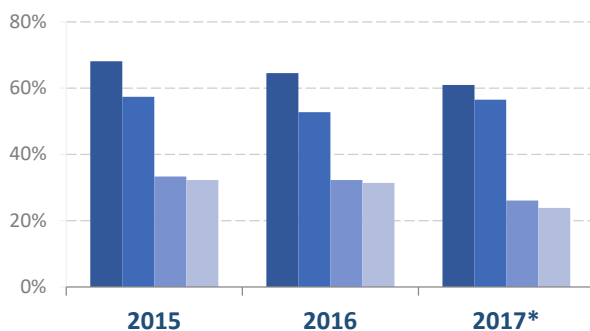
Warning Letter



Reproval



Probation



■ New Complaint Received
 ■ New Complaint Investigated
 ■ New Case Filed with State Bar Court
 ■ New Discipline Imposed

* Cases initially disposed in first quarter only.

Complaining Witness Survey

The State Bar offers Complaining Witnesses (CWs) the opportunity to share information about their experience filing a complaint via an online survey. The purpose of this survey is to assess CWs' views of access and fairness of the State Bar's discipline system.

Survey questions address issues of access and fairness. CW are asked, "Please tell us about your experience with how the State Bar handled your complaint, by indicating how strongly you agree or disagree with each of the following statements" using a five point scale where 1=strongly disagree and 5 = strongly agree.

Complaining Witnesses (CW) are invited to participate in a survey via a letter they receive that describes the outcome of their complaint. Those with email addresses are invited to participate via email. Contact via email ceased during spring 2019 when the new data management system Odyssey went live but was resumed in October 2019. Nearly 2,000 responses across all quarters were analyzed.

The analyses compare two groups of Complaining Witnesses:

- * those whose complaints were dismissed during intake dismissed during the **intake** stage
- * those whose complaints were dismissed during the **investigation** or **prefiling** stage

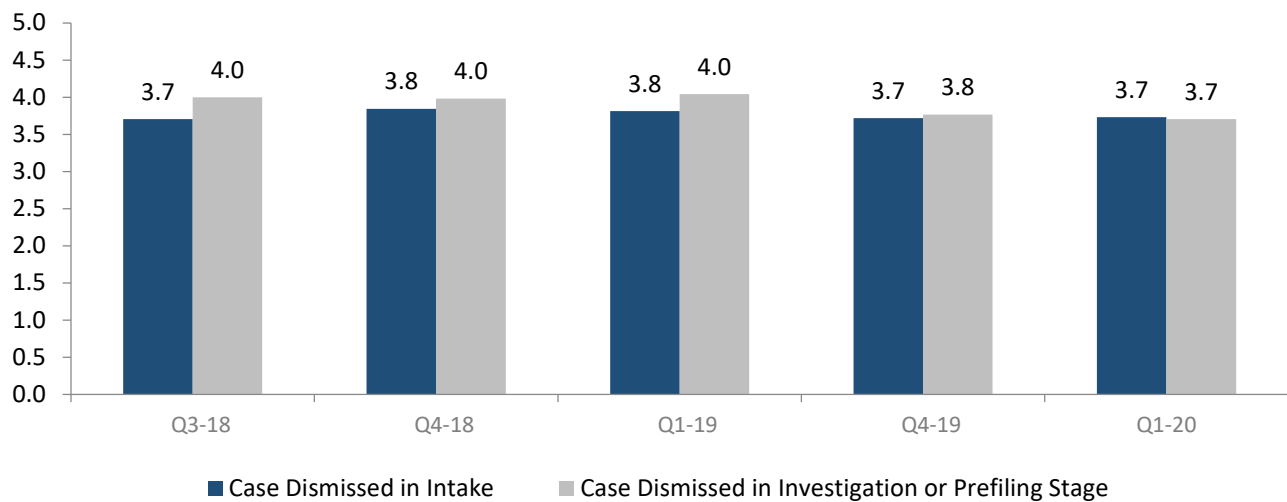
Note: Q2 2020 results will be shared in the September 2020 Discipline System Statistical Report.

Complaining Witness Survey

Access Questions

- * It was easy to find the complaint form on the State Bar's website.
- * The instructions and information on the website about filing a complaint were clear and easy to understand.
- * The website provided useful information about how to file a complaint.
- * The written instructions that were included with the complaint form were clear and easy to understand.

Average Rating on Access Questions (Composite)



Note: Data not available in Q2 and Q3 2019 due to the transition to Odyssey.

Complaining Witness Survey

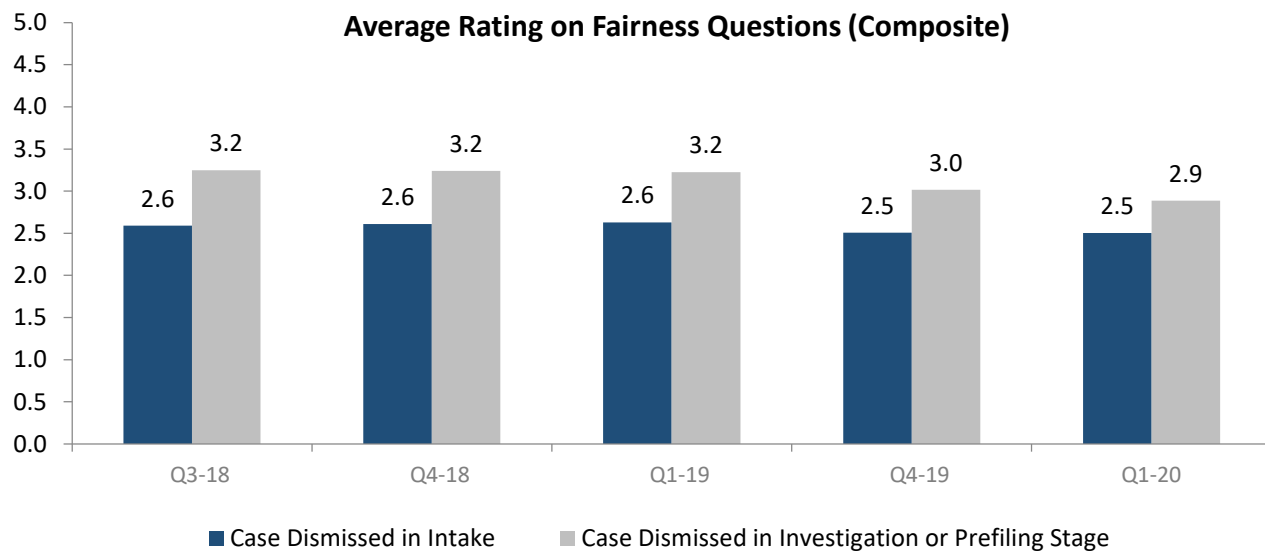
Fairness Questions

* I was given the opportunity to submit additional information about my complaint.

* State Bar staff treated me with courtesy and respect.

* The State Bar explained in a way that I was able to understand why they closed my case, even if I did not agree with this decision.

* The communication from the State Bar addressed the issues raised in my complaint, even if I did not agree with the decision to close my case.



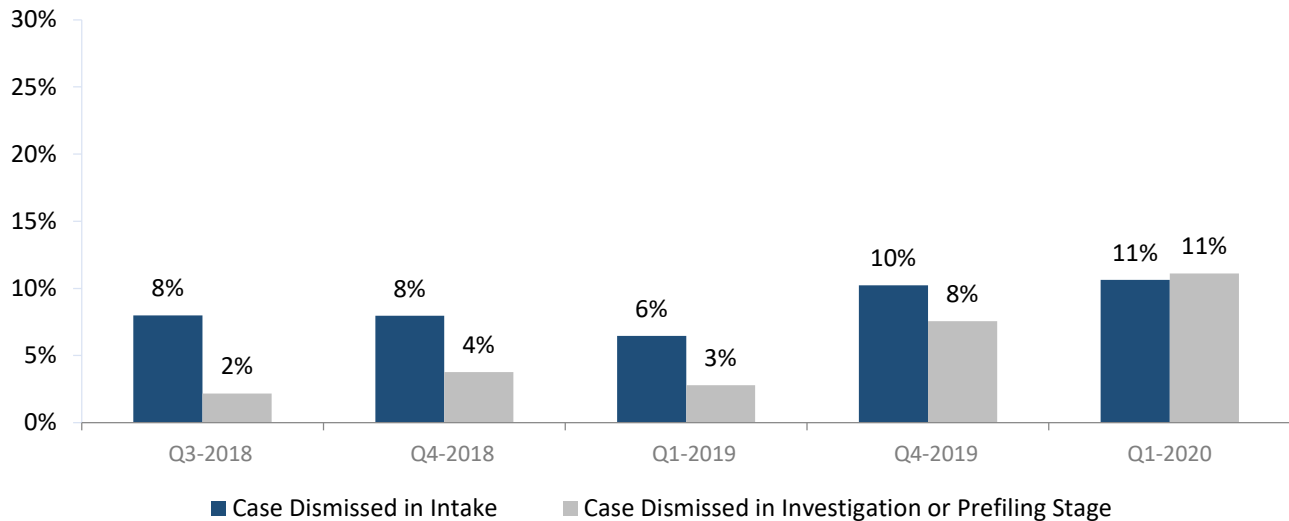
Note: Data not available in Q2 and Q3 2019 due to the transition to Odyssey.

Complaining Witness Survey: Access Ratings

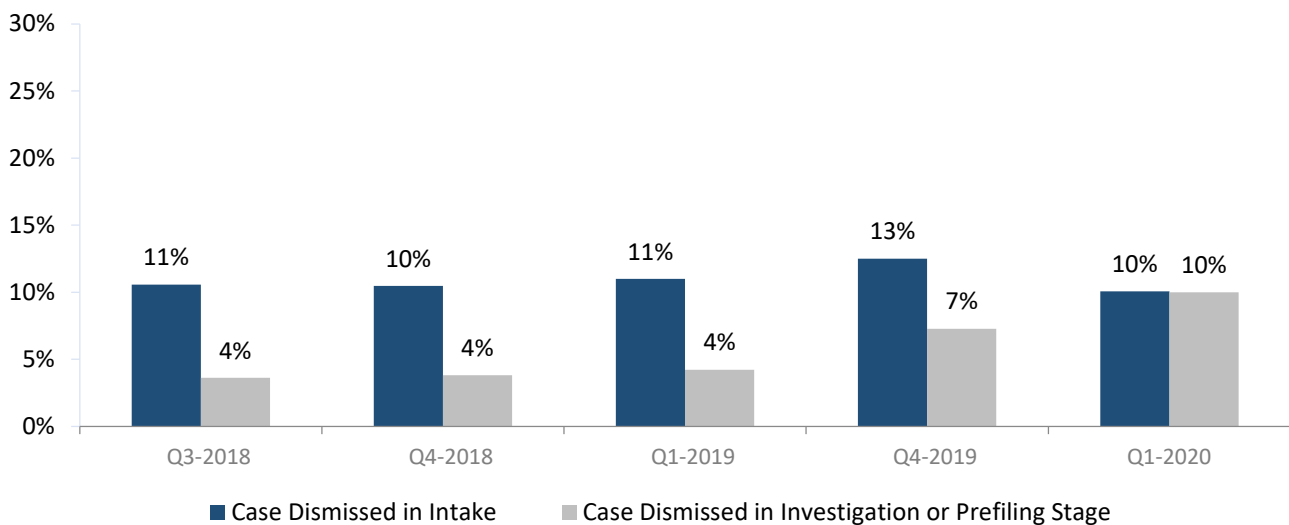
Percentage of CWs that Responded to **Access** Questions with a Rating of 1 (strongly disagree)

(Higher percentages indicate more dissatisfied CWs)

It was easy to find the complaint form on the State Bar's website.



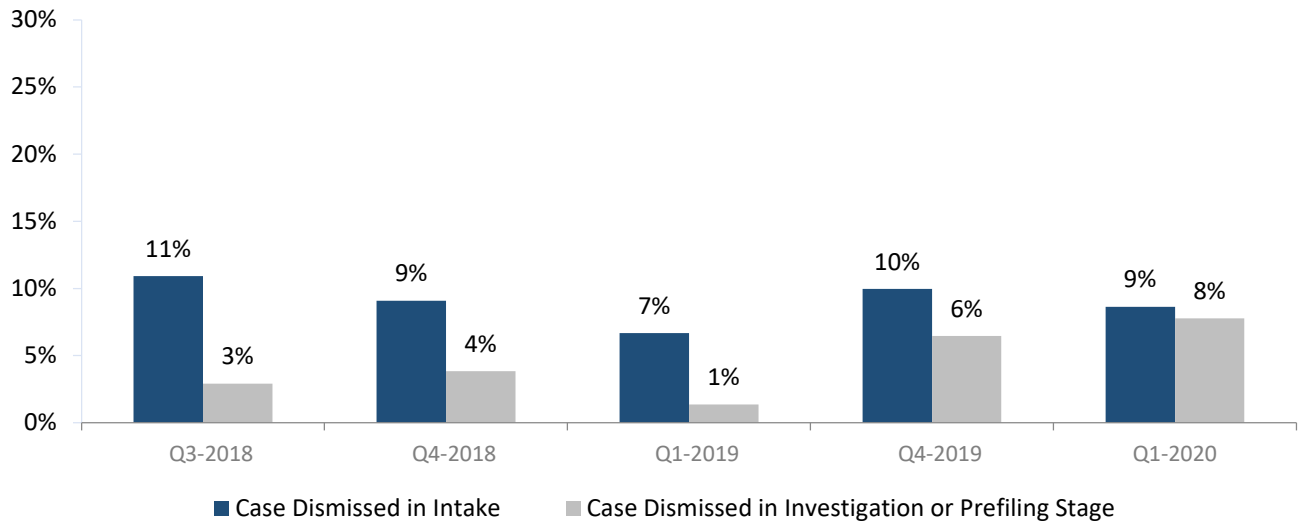
The website provided useful information about how to file a complaint.



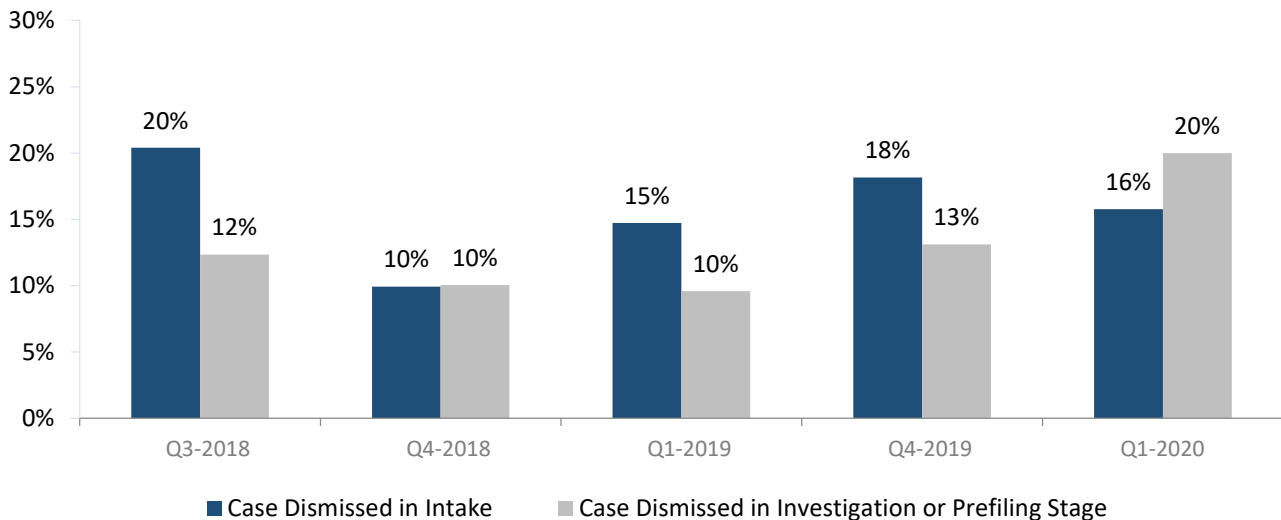
Complaining Witness Survey: Access Ratings

Percentage of CWs that Responded to **Access** Questions with a Rating of 1 (strongly disagree)
(Higher percentages indicate more dissatisfied CWs)

The instructions and information on the website about filing a complaint were clear and easy to understand.



The written instructions that were included with the complaint form were clear and easy to understand.

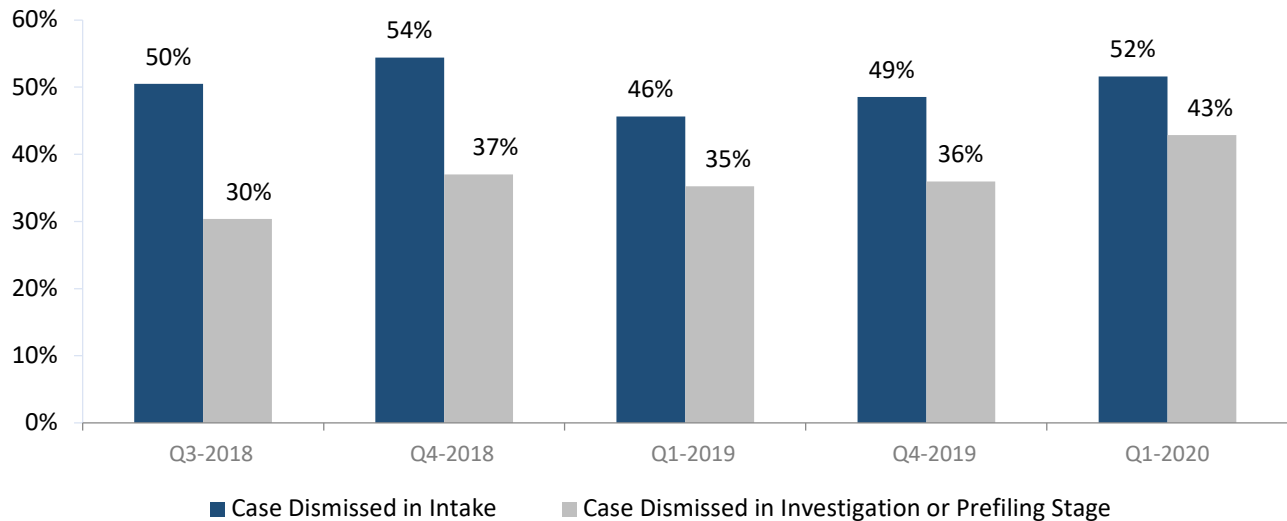


Note: Data not available in Q2 and Q3 2019 due to the transition to Odyssey.

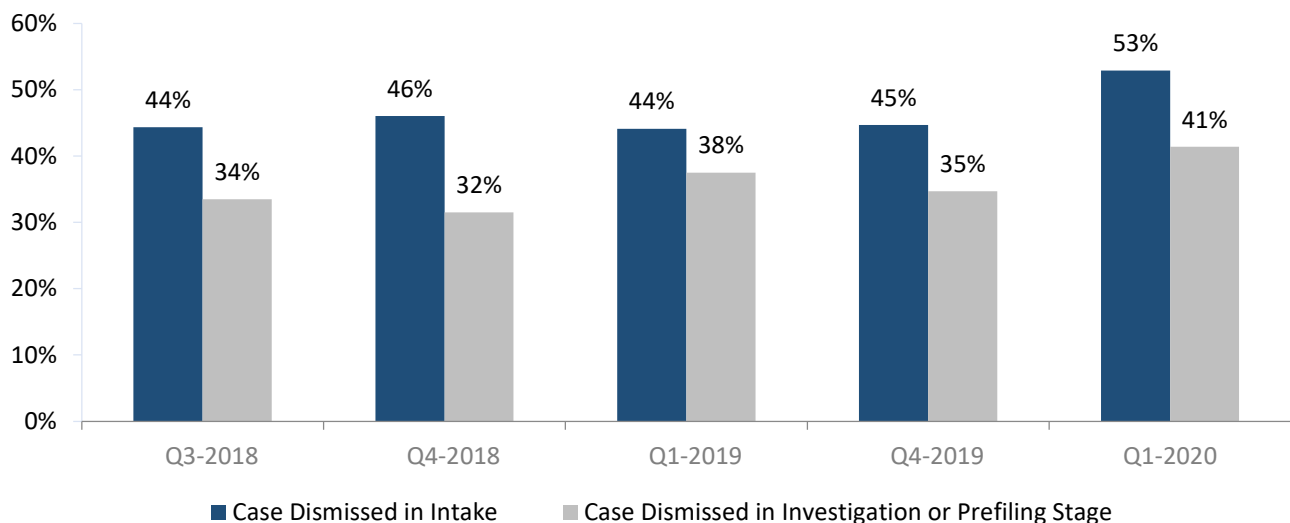
Complaining Witness Survey: Fairness Ratings

Percentage of CWs that Responded to **Fairness** Questions with a Rating of 1 (strongly disagree)
(Higher percentages indicate more dissatisfied CWs)

The communication from the State Bar addressed the issues raised in my complaint, even if I did not agree with the decision to close my case.



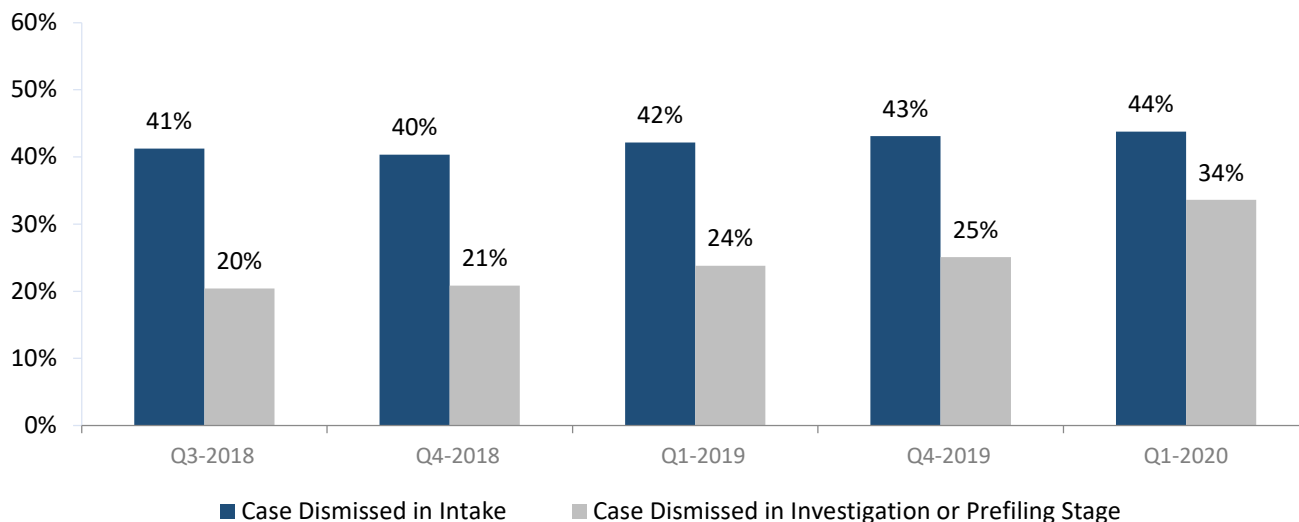
The State Bar explained in a way that I was able to understand why they closed my case, even if I did not agree with this decision.



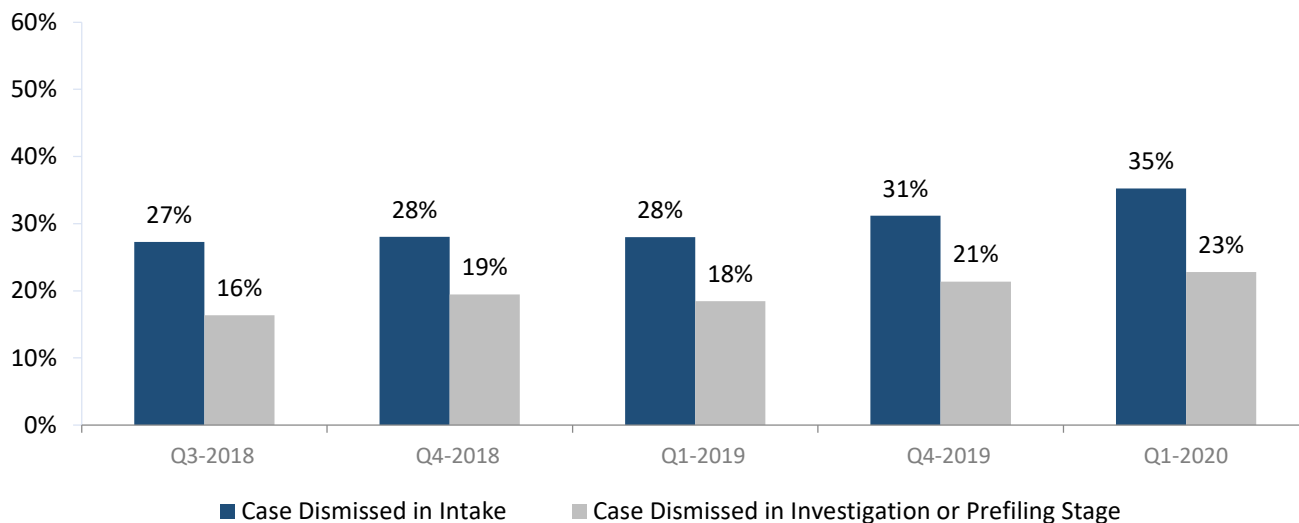
Complaining Witness Survey: Fairness Ratings

Percentage of CWs that Responded to **Fairness** Questions with a Rating of 1 (strongly disagree)
(Higher percentages indicate more dissatisfied CWs)

I was given the opportunity to submit additional information about my complaint.



State Bar staff treated me with courtesy and respect.



Note: Data not available in Q2 and Q3 2019 due to the transition to Odyssey.