



The State Bar *of California*

2016–2022 Bank Grant Evaluation Report

July 28, 2023

Table of Contents

EXECUTIVE SUMMARY	4
GRANT DISTRIBUTION TIMELINE	5
DATA OVERVIEW AND METHODOLOGY.....	7
OVERLAPPING DATA IN 2018	7
REPORTED MAIN AND ECONOMIC BENEFITS	7
ACCESS TO JUSTICE DATA.....	7
OUTCOMES.....	7
MAIN AND ECONOMIC BENEFITS.....	8
INDIVIDUALS ASSISTED.....	11
LANDSCAPE.....	11
LESSONS LEARNED.....	14
APPENDIX A.....	15
DEFINITIONS	15
DISTRIBUTION TIMELINE	16
First and Second Round of Grant Distributions (January 2016–February 2016)	16
Third Round of Grant Distributions.....	16
Fourth Round of Grant Distributions.....	16
Fifth Round of Grant Distributions	16
2016–2022 BANK GRANT PROJECTS BY ORGANIZATION AND PROJECT YEAR.....	18
2016–2022 Economic Benefits.....	22
2016 Economic Benefits.....	28
2017 Economic Benefits.....	30
2018 Economic Benefits.....	31
2019 Economic Benefits.....	33
2020 Economic Benefits.....	35
2021 Economic Benefits.....	37
2022 Economic Benefits.....	38
COMMUNITY REDEVELOPMENT ECONOMIC BENEFITS 2016–2018	39
FORECLOSURE PREVENTION ECONOMIC BENEFITS 2016–2018	41
ECONOMIC BENEFITS 2018–2021 – BY ORGANIZATION AND AREA OF LAW.....	42
ECONOMIC BENEFITS 2016 TWO- AND THREE-YEAR GRANTS	45
ECONOMIC BENEFITS 2017 TWO- YEAR GRANT	47
ECONOMIC BENEFITS 2018 THREE- YEAR GRANT.....	48

ECONOMIC BENEFITS 2020 THREE- YEAR GRANT.....	51
COMMUNITY REDEVELOPMENT MAIN BENEFITS 2016–2018.....	52
FORECLOSURE PREVENTION MAIN BENEFITS 2016–2018.....	56
MAIN BENEFITS FOR 2018–2022.....	58

EXECUTIVE SUMMARY

In 2015, the State Bar of California received over \$6 million from Bank of America (\$2,485,198) and Citi (\$3,600,000) as a result of bank settlements with the U.S. Department of Justice to administer *Bank Community Stabilization and Reinvestment Grants* (bank grants). The intention of these national settlements were for IOLTA-eligible organizations to implement projects that provided “foreclosure prevention legal assistance and community redevelopment legal assistance.” From 2016 to 2022, 75 organizations were awarded \$45.7 million dollars in bank grants to undertake 123 unique projects.

The bank grants were administered by the Legal Services Trust Fund Commission (LSTFC), who developed parameters regarding eligibility, funding criteria, and reporting requirements. Organizations were initially required to provide semi-annual reports in 2016 and 2017 reporting on main and economic benefits in specific areas of law including consumer, employment, income, and housing. However, beginning in 2019, reporting changed to an annual basis with streamlined categories to match those listed in the California Legal Aid Reporting Handbook.

The purpose of this report is to provide an overview of the main and economic benefits and the overall impact of the bank grants from 2016 to 2022.

Key Findings:

- Over 1.9 million people were assisted.
- \$257 million was recovered and \$36 million saved for clients.
- Approximately 1,877 foreclosures were prevented.
- Housing was the area of law with the most main and economic benefits reported, with over \$241 million recovered for clients.
- Some grantees reported challenges meeting all planned deliverables due to the COVID-19 pandemic. Grantees anecdotally attributed this to court and agency closures, resulting in case backlog.
- Support centers provided assistance that impacted many people, however the reporting did not lend itself to capture that information.

GRANT DISTRIBUTION TIMELINE

From 2016 to 2022, there were five distributions of bank grant awards.

Figure 1. Bank Grants Timeline

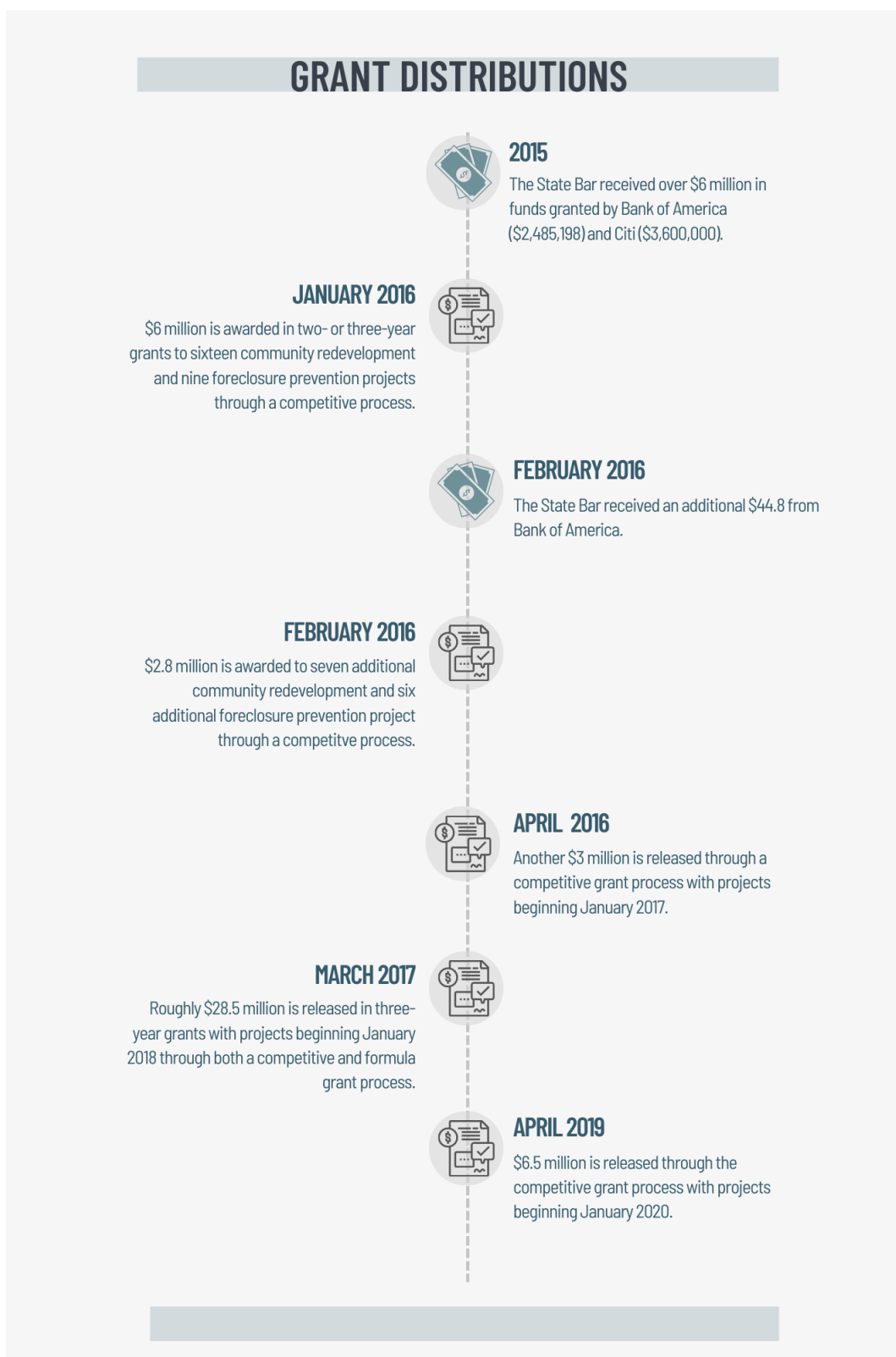
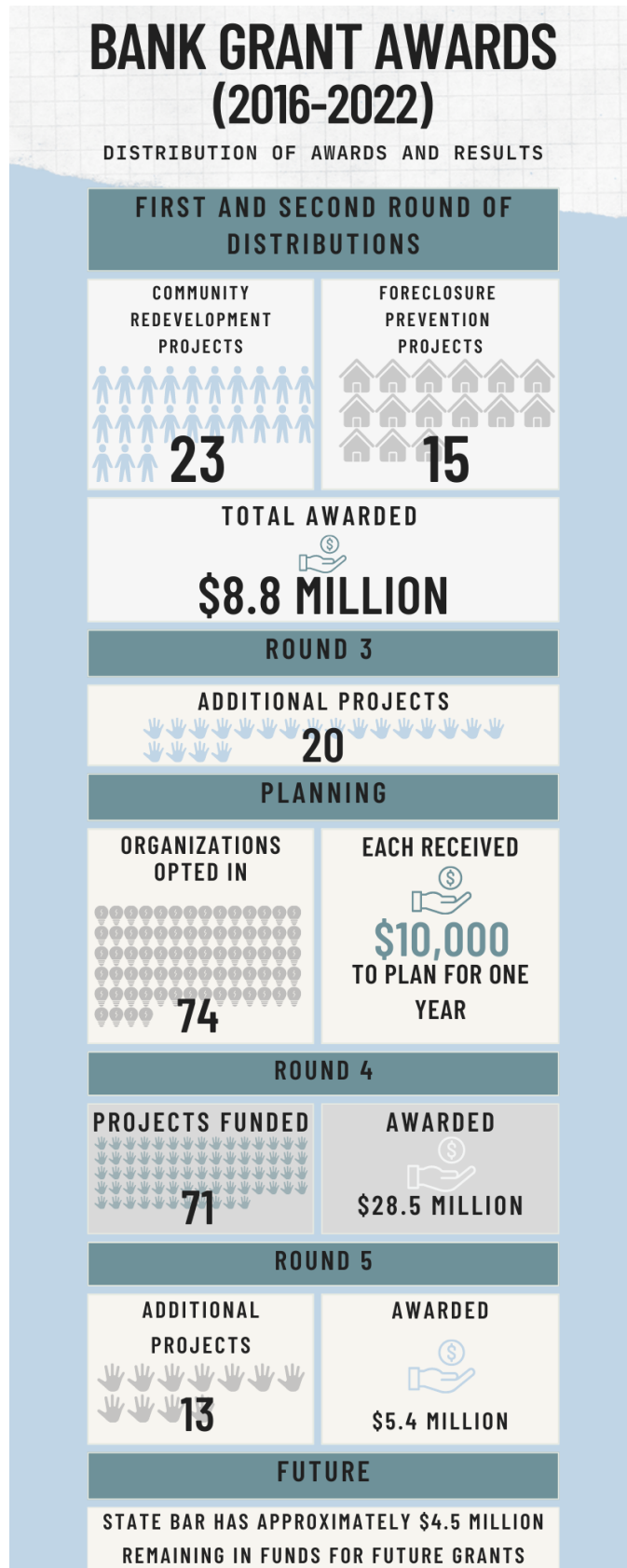


Figure 2. Bank Grant Awards (2016–2022)



DATA OVERVIEW AND METHODOLOGY

The reported bank grant data covers a seven-year period of 2016–2022, which primarily reports on economic benefits, main benefits, and demographic data. To address data inconsistencies across different grant cycles during this multi-year period, the following adjustments were made when analyzing and aggregating the data.

OVERLAPPING DATA IN 2018

Organizations that received bank grants were initially required to report on a semi-annual basis in 2016, 2017, and 2018. These semi-annual reports detailed main and economic benefits in specific areas of law including consumer, employment, income, and housing. Beginning in 2019, reporting changed to an annual basis with streamlined categories to match those listed in the California Legal Aid Reporting Handbook. One substantial change is that the “Income and Other” category was removed, and a new “Miscellaneous” category was added.¹ These changes unintentionally resulted in an overlap in reporting data for grants administered in 2018. To ensure that data was not double counted, duplicated 2018 data was omitted from analysis.

REPORTED MAIN AND ECONOMIC BENEFITS

While the State Bar developed the reporting requirements, it did not prescribe a uniform approach for how data should be tracked and reported. This resulted in some notable variance in the reported number of economic benefits, number of main benefits, and number of persons who benefited.

To address outliers or anomalous data, State Bar staff (staff) followed up with grantees to gain clarity on how the reported numbers were calculated. Based on responses received, grantees confirmed that many of the larger numbers were attributed to impact litigation and advocacy activities. When staff clarified that main and economic benefits should only be reported in cases where an attorney-client relationship was established, grantees agreed that their numbers should be excluded from this report. Due to the nature of their work, this mostly impacted support centers, because they often provide technical assistance and training to qualified legal services projects (QLSPs) rather than representing clients. Staff follow up also resulted in grantees adjusting their reported numbers and providing supplemental information.

Staff acknowledges limitations in past bank grant reporting and plans to better track support center work and other non-case work in future reporting.

ACCESS TO JUSTICE DATA

Unlike the other areas of law, grantees were not instructed to report the number of people impacted or benefits, for Access to Justice, only how many extended services resulted in at least one benefit. Therefore, data collected for Access to Justice was omitted (number of people served, number of benefits achieved, total amount recovered, and total amount saved).

OUTCOMES

A total of 75 organizations (58 QLSPs and 17 support centers) received bank grant funding from 2016 to 2022. These 123 funded projects assisted indigent Californians in the areas of housing, income maintenance, foreclosure prevention, and consumer/finance. Grantees also used bank grant funding for capacity building

¹ The “Miscellaneous” category included: income maintenance; other judgements, settlements, and awards; how many foreclosure clients benefited in other ways besides foreclosures prevented; the total number of people impacted or benefitted by the services in foreclosure prevention legal assistance; how many nonprofits benefitted (if any); how many small business clients benefitted (if any); the total people impacted or benefitted by the services in community redevelopment legal assistance; and access to justice.

activities that increased their ability to provide additional legal services to more Californians, increase access to justice, and assist with policy development.

MAIN AND ECONOMIC BENEFITS

Organizations were required to report on main benefits (outcomes from a legal issue) and economic benefits (financial awards or savings for clients) achieved for each bank grant-funded case during the respective reporting period(s). These main and economic benefits were developed through a collaborative process between the State Bar and grantees. Main benefits go beyond monetary value of legal services provided and may include nonmonetary outcomes like helping clients to obtain legal protections, to remain housed, or to assert their rights to living wages.

Figure 3. Key Terms

Main benefits	Economic benefits
Outcomes from a legal issue	Financial award or savings for the client

From 2016 through 2022, bank grant recipient organizations:

- 1.2 million benefits for clients achieved
- Over 1.9 million people assisted
- \$257 million recovered in back awards, lump sum settlement, sanction, or monthly benefits
- \$36.0 million saved for clients

Table 1. Main and Economic Benefits Overview 2016-2022 Bank Grants

Description	Reported total number
Total number of main and economic benefits	1,151,884
Total number of people benefited by services	1,882,978 ²

Description	Reported total number
Back awards, lump sum settlement, sanction, or monthly benefits	\$256,981,989
Reduction or elimination of claimed amounts	\$36,012,099
Total amount recovered for clients	\$292,994,088

For community redevelopment grants that were administered in 2016–2018, grantees reported the most main benefits under miscellaneous. As for economic benefits, housing saw the largest benefit at over \$218.6 million in back awards, lump sum settlements, sanctions, or monthly benefits achieved.

² The 2,106,703 people benefited by Access to Justice services were excluded from this report because it was not tracked consecutively.

Table 1.1 Main and Economic Benefits Overview: Community Redevelopment Grants 2016–2018

Area of law	Economic benefits		Main benefits	
	Back awards, lump sum settlements, sanction, or monthly benefits ³	Reduction or elimination of claimed amounts	Number of benefits	Number of people benefited by services
Consumer/Finance	\$4,013	\$12,000	1,063	508
Employment	\$166,577	—	460	403
Housing	\$218,638,137 ⁴	\$110,759	16,356	17,833
Income	\$45,665	\$7,110	—	—
Other	\$2,293,375	\$151,884	—	—
Miscellaneous	—	—	45,347	345,891
Total	\$221,147,767	\$281,753	63,226	364,635

For foreclosure prevention grants that were administered in 2016–2018, grantees reported the most main benefits under housing with 52.2 percent of all benefits. Housing saw the largest economic benefit at approximately \$11.9 million in back awards, lump sum settlements, sanctions, or monthly benefits achieved.

Table 1.2 Main and Economic Benefits Overview: Foreclosure Prevention Grants 2016–2018

Area of law	Economic benefits		Main benefits	
	Back awards, lump sum settlements, sanction, or monthly benefits	Reduction or elimination of claimed amounts	Number of benefits	Number of people benefited by services
Consumer/Finance	\$1,186,219	\$1,875,661	605	314
Employment	—	—	4	—
Housing	\$11,860,149	\$14,823,791	6,268	6,418
Income	\$11,525	\$600	—	—
Other	—	—	—	—
Miscellaneous	—	—	4,957	2,545

³ 2016–2018 evaluations asked for ongoing, not annualized monthly benefits. From 2019 onward, evaluations separated monthly benefits with a set time—reported as a lump sum—from monthly benefits that were not annualized for an unknown period. Therefore, “Back awards, lump sum settlements, sanction, or monthly benefits” includes both one-time and ongoing payments.

⁴ \$204,500,000 resulted from a single settlement.

Area of law	Economic benefits		Main benefits	
	Back awards, lump sum settlements, sanction, or monthly benefits	Reduction or elimination of claimed amounts	Number of benefits	Number of people benefited by services
Total	\$13,057,893	\$16,700,052	11,834	9,277

For grants that were administered in 2018 to 2022, grantees reported the most main benefits under housing with 1 million benefits. Housing saw the largest economic benefit at approximately \$10.5 million in back awards, lump sum settlements, sanctions, or monthly benefits achieved.

Table 1.3 Main and Economic Benefits Overview: Grants 2018–2022

Area of law	Economic benefits		Main benefits	
	Back awards, lump sum settlements, sanction, or monthly benefits	Reduction or elimination of claimed amounts	Number of benefits	Number of people benefited by services
Consumer/Finance	\$1,814,698	\$9,052,987	1,699	175
Employment	\$4,184,171	—	1,317	10
Housing	\$10,522,171	\$9,486,919	1,026,027	2,567
Income	\$202,980	—	—	—
Other	\$404,764	\$455,028	—	—
Miscellaneous	\$5,647,545	\$35,360	47,781	1,506,314
Total	\$22,776,329	\$19,030,294	1,076,824	1,509,066

Additionally, organizations that provided foreclosure prevention legal assistance were required to report the number of foreclosures prevented using the bank grant funds.

Table 2. Foreclosures Prevented

Foreclosure	Total number
Total number of foreclosures prevented	1,877

Organizations reported recovering back awards for clients in several areas of law, but the highest dollar amounts were housing and miscellaneous. Across all bank grant years, \$241.0 million was recovered for clients in housing. The other, miscellaneous, income maintenance categories totaled approximately \$2.7 million, \$5.6 million, and \$0.3 million respectively.

Table 3. Economic Benefits by Area of Law

Area of law	2016–2022 recovered	2016–2022 saved
Consumer/Finance	\$3,004,930	\$10,940,648
Employment	\$4,350,748	—
Housing	\$241,020,457	\$24,421,469
Income	\$260,170	\$7,770
Other	\$2,698,139	\$606,912
Miscellaneous	\$5,647,545	\$35,360
Total	\$256,981,989	\$36,012,159

INDIVIDUALS ASSISTED

In addition to reporting main and economic benefits data, organizations reported on individuals assisted, specifically those who were seniors, children, and veterans.⁵ Out of the approximately 4.0 million individuals assisted across the grant periods, about 2.2 million people fell into those specific categories. Grantees were not required to identify or report demographic information for individuals who were not seniors, children, or veterans. Additionally, as stated earlier, information regarding persons who received Access to Justice services and achieved benefits were not included in this report. However, the demographic information was not collected based on what services clients received, instead it was aggregated.

Table 4. Individuals Served

Individuals served	
Seniors	994,783
Children	93,475
Veterans	1,100,977
Not Identified	1,800,597
Total	3,989,832⁶

LANDSCAPE

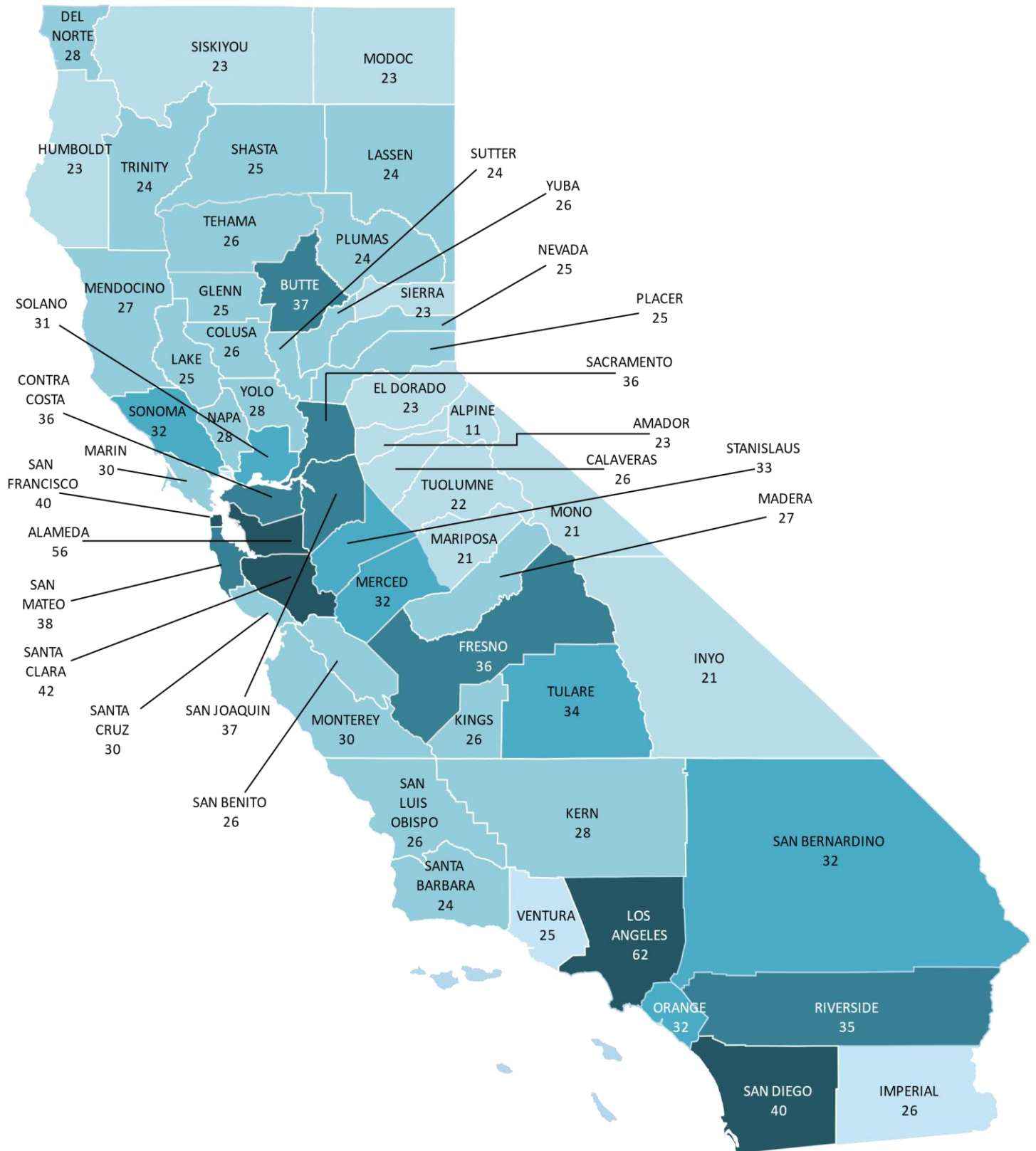
Organizations provided bank grant-funded services across California. Unsurprisingly, large urban counties had more organizations providing bank grant-funded services than smaller, rural counties. The median number of organizations providing bank grant-funded services in a county was 30. Counties with the fewest organizations had 11 organizations providing services, whereas the county with the most organizations providing services had 62. More rural areas had fewer organizations providing services, which can be a barrier for Californians

⁵ The evaluations only collected demographic information about seniors, children, and veterans, but this information was not required, potentially resulting in undercounting.

⁶ The demographic information was not tied to a specific area of law. Because some later grant cycles tracked Access to Justice benefits, those individuals are included in Table 4 although the main and economic benefits they received are excluded from the report.

living in those areas to access legal assistance. Figure 5 also visually outlines the distribution of organizations based on county. As indicated in Figure 5, the majority of counties have approximately 30 organizations providing services, with a few outliers.

Figure 5. Number of Organizations by County



LESSONS LEARNED

This report provides a comprehensive overview of the data collected and illustrates the impact bank grants had on indigent Californians and legal services providers over the last seven years. There are some lessons learned from this funding:

- **There is a geographic inequity in services provided throughout California.** Rural and smaller counties do not have equitable access to legal assistance, as noted in the California Commission of Access to Justice 2019 Report *California's Attorney Desert: Access to Justice Implications of the Rural Lawyer Shortage*. This can be detrimental to those who live in rural communities with civil legal issues.
- **Housing related issues were exacerbated during the pandemic.** With many businesses closing during the pandemic and the stay-at-home orders, many indigent Californians were unable to work and pay rent. Organizations reported seeing an uptick in the number of eviction defense cases, further exacerbating the existing housing crisis. Although there were several eviction moratoriums in effect, organizations had to proactively provide clients with assistance to assert their housing rights and help them navigate the different protections provided to them through these moratoriums.
- **In response to challenges faced by the pandemic, organizations leveraged technology.** In 2020 and 2021, organizations were able to use technology to continue outreach to communities and provide services such as by meeting with clients and hosting outreach events and workshops via video conference.
- **Some clients had trouble gaining access to legal services,** particularly seniors, limited English proficient speakers, and those in rural areas. During the pandemic, organizations had to provide additional assistance to help these populations such as training clients to download and use applications, access email, and scan documents.
- **However, organizations were resilient during the pandemic and continued to provide legal services to people.** Shifting to remote and video conferencing enabled organizations to reach more people. Organizations have adopted some form of this technology in post-pandemic service delivery models.

APPENDIX A

DEFINITIONS

The LSTFC defined the types of services as follows:

Foreclosure Prevention Legal Services:

- Outreach and education on the foreclosure process and legal options;
- Review of loan documents and counseling regarding the viability of loan modifications and triage for state or federal violations, including Homeowner Bill of Rights violations;
- Loan modification assistance including forbearance agreements and repayment plans for debt forgiveness or reduction, interest rate reduction, or extending the time for payment; also, transitional options, including short sale, deed in lieu of foreclosure, and cash for keys;
- Negotiation, mediation, and litigation to address service violations;
- Loan modification denial appeals;
- Reverse mortgage advice to older adults;
- Pursuing affirmative actions to restore title in other contexts, such as consumer fraud, predatory lending, or financial abuse; and
- Policy advocacy and support services to increase capacity and foster collaboration with local, state, and national groups on any of the issues above.

Community Redevelopment Legal Assistance:

- Transactional support:
 - To develop the capacity of nonprofit grantee organizations that serve low-income communities;
 - To support projects typically considered community development, such as the development and preservation of affordable housing, childcare, senior centers, job training centers, day labor centers, etc., or;
 - For micro-businesses and low-income entrepreneurs, or other local and community-owned services (childcare and credit unions);
- Developing the capacity of low-income community members to advocate on behalf of their community for proposed laws or legislative action, whether by representing a nonprofit organization or a community group;
- Representation of low-income communities concerning community conditions, e.g., for environmental justice, equity in transit-oriented development, prevention and elimination of homelessness, the inclusion of affordable housing, and other matters that protect the healthy development of communities;
- Legal assistance that is transformative to a community that promotes systemic change, economic security, and/or has a broad impact;
- Redevelopment assistance to cities and counties, e.g., ensuring that localities and developers meet their obligations to provide adequate relocation assistance and replacement housing for families displaced by redevelopment;
- Devising program, policy, and legislative solutions to the loss of affordable housing and other affordable housing advocacy to combat displacement and enforce redevelopment law;
- Developing anti-displacement and gentrification-prevention strategies; and
- Strategies to eliminate and prevent conditions of blight.

DISTRIBUTION TIMELINE

First and Second Round of Grant Distributions (January 2016–February 2016)

On January 1, 2016, 16 community development and 9 foreclosure prevention projects were funded for a total of \$6 million as either two-year or three-year projects through a competitive grant process. Award amounts varied, but grantees were allowed to request up to \$175,000 per year.

In February 2016, the State Bar received an additional \$44.8 million from Bank of America settlement to further support foreclosure prevention and community redevelopment projects. The LSTFC issued a second round of grant awards based on proposals previously submitted in connection with the original \$6 million settlement. This round of funding awarded \$2.8 million to 7 additional community development and 6 additional foreclosure prevention projects.

Third Round of Grant Distributions

On April 16, 2016, the LSTFC voted to release another \$3 million in funding through a competitive grant process with projects beginning in January 2017.

The LSTFC designated funds from the remaining \$38 million to provide organizations with a \$10,000 grant for a one-year planning period from July 2016 to July 2017. The goal of the planning period was to allow organizations to plan how they could use the funds to continue to help constituents and to brainstorm new programs and processes to implement statewide or regionally. A total of 74 grantees opted in to participate in the bank grant planning period.

Fourth Round of Grant Distributions

On March 17, 2017, near the end of the one-year planning period, the LSTFC voted to distribute roughly \$28.5 million in three-year grants. These projects began in January 2018. The LSTFC agreed that these grant funds should be distributed using a modified IOLTA formula and a competitive grant process. It was decided that organizations could receive funding from either a competitive grant or the formula, but not both.

The modified grant formula would provide organizations with a qualifying community redevelopment or foreclosure prevention program 50 percent of the program's 2017 IOLTA formula allocation with a minimum of \$25,000 and a maximum of \$150,000 for each year of the three-year grant. Organizations seeking a more significant award could apply for a competitive grant that combined the regular formula grant with additional funds of up to \$175,000 a year for a total combined maximum of \$325,000 per year amongst both funding sources. If an organization applied for but was not funded through the competitive grant process, the organization was still eligible to receive its formula grant for qualified work.

Fifth Round of Grant Distributions

On April 25, 2019, the State Bar's Board of Trustees approved the distribution of \$6.5 million of the remaining Bank Community Stabilization and Redevelopment Grant funds through a competitive grant process. Organizations were allowed to apply for three-year grants with funding to begin January 2020. Eligibility was restricted to State Bar-funded organizations, however, these organizations could subgrant to non-State Bar-funded 501(c)(3) organizations or other State Bar-funded organizations. It also required that each project consist of one IOLTA-funded program serving as the lead Grant applicant and at least one other program, who may be an IOLTA or a non-IOLTA funded program.

The funding caps were based on the total number of collaborative organizations on a project.

- Two organizations (including the applicant) could apply for up to \$175,000 per year for a total of \$525,000 over three years;

- Three organizations (including the applicant) could apply for up to \$250,000 per year for a total of \$750,000 over three years;
- Four organizations (including the applicant) could apply for up to \$325,000 per year for a total of \$975,000 over three years; and
- Five or more organizations (including the applicant) could apply for up to \$400,000 per year for a total of \$1,200,000 over three years.

2016–2022 BANK GRANT PROJECTS BY ORGANIZATION AND PROJECT YEAR

Organization	Project	Start	End
Advancing Justice - Asian Law Caucus	BCSR Community Redevelopment Legal Assistance	2016	2017
Affordable Housing Advocates	Project IMPACT	2018	2020
Alameda County Homeless Action Center	Homeless Elders: Transforming the System that Ignores Their Needs	2018	2020
Asian Americans Advancing Justice Southern California	Home Preservation Project	2016	2017
Asian Americans Advancing Justice Southern California	Immigrant Workplace Justice Coalition to Provide Economic Stability for Low-Wage Workers in East Los Angeles County	2017	2017
Asian Americans Advancing Justice Southern California	Foreclosure Prevention & Workplace Justice	2018	2020
Asian Pacific Islander Legal Outreach	Central Valley-East Bay Homeowner Assistance Program	2018	2020
Bay Area Legal Aid	Foreclosure Prevention Project	2016	2017
Bay Area Legal Aid	Community Impact Project	2018	2020
Bet Tzedek Legal Services	Foreclosure Prevention and Housing Preservation for Seniors and People with Disabilities	2016	2017
Bet Tzedek Legal Services	Small Business Development Program	2017	2017
Bet Tzedek Legal Services	Financial Security Project	2018	2020
California Advocates for Nursing Home Reform	Home Equity Protection Program	2018	2020
California Advocates for Nursing Home Reform	Senior Equity Protection	2020	2022
California Indian Legal Services	Strengthening Tribal Communities through Economic Development	2017	2018
California Indian Legal Services	Native American Record Clearing (NARC) Project	2018	2020
California Rural Legal Assistance Foundation	California Housing Equity and Inclusion Initiative	2016	2017
California Rural Legal Assistance Foundation	The California Housing Equity and Inclusion Initiative	2018	2020
California Rural Legal Assistance, Inc.	Rural Foreclosure Assistance Project	2016	2017
California Rural Legal Assistance, Inc.	Systemic Legal Assistance to Promote Healthy Community Development and Preserve Affordable Housing	2018	2020
California Rural Legal Assistance, Inc.	Foreclosure Prevention	2022	2022
California Women's Law Center	Beach Cities Affordable Housing Project	2018	2020
Center for Gender and Refugee Studies - California	Expanding Critical Avenue for Legal Status for California Immigrants Through Strategic Litigation of Gang-Based Asylum Cases	2018	2020
Central California Legal Services	CCLS Community Redevelopment	2016	2018
Central California Legal Services	Building Community Wealth	2017	2017
Central California Legal Services	Housing Element Advocacy and Litigation	2020	2021
Centro Legal de la Raza	Safe, Secure, and Sustainable Jobs for Day Laborers	2018	2020
Child Care Law Center	Turning Stumbling Blocks into Building Blocks for Children	2016	2017
Child Care Law Center	Turning Stumbling Blocks Into Building Blocks	2018	2020
Community Legal Aid SoCal	Sustainable Homeownership Program	2016	2018
Community Legal Aid SoCal	Housing and Community Redevelopment Project	2016	2018
Community Legal Aid SoCal	Legal Aid	2018	2020
Community Legal Aid SoCal	Housing Element Accountability Initiative	2020	2022

Organization	Project	Start	End
Community Legal Services in East Palo Alto	Developing Inclusive and Stable Communities	2018	2020
Contra Costa Senior Legal Services	Home Ownership Protection for Elders ("HOPE")	2018	2020
Disability Rights California	Building Communities that Include People with Disabilities	2016	2017
Disability Rights California	Building Communities that Include People with Disabilities	2018	2020
Disability Rights Education and Defense Fund	Mind the Gap: Disability Access in Housing Transitions	2018	2020
East Bay Community Law Center	Consumer Debt & Foreclosure Clinics	2016	2017
East Bay Community Law Center	Community Redevelopment on Adeline Corridor	2016	2018
East Bay Community Law Center	Community Redevelopment	2018	2020
East Bay Community Law Center	Northern California Foreclosure Prevention Collaborative	2020	2022
Elder Law & Advocacy	Mortgage Foreclosure Prevention and Assistance for Seniors	2017	2017
Elder Law & Advocacy	Mortgage Foreclosure Prevention and Assistance for Seniors	2018	2020
Family Violence Appellate Project	Achieving Community Stability Through Housing and Employment Justice for Domestic Violence Survivors	2018	2018
Family Violence Appellate Project	Stabilizing Communities Through Housing and Employment Justice for Domestic Violence Survivors, Focusing on Native American and Rural Communities	2020	2022
Family Violence Law Center	A Roof of One's Own	2018	2021
Greater Bakersfield Legal Assistance	BCSR-Community Redevelopment Grant	2016	2017
Greater Bakersfield Legal Assistance	Phase 2 - Neighborhood Revitalization	2018	2021
Harriett Buhai Center for Family Law	Bank Grant RFP Application	2018	2020
Immigrant Legal Resource Center	Immigrant Civic Engagement in the Central Valley	2018	2021
Impact Fund	Access For Low Income Californians To Clean Water & Services	2018	2021
Inland Counties Legal Services	Foreclosure Prevention Advocacy Project (FPAP)	2016	2018
Inland Counties Legal Services	RFP Application	2018	2020
Inner City Law Center	Coalition Building to End Homelessness in Los Angeles County	2016	2017
Inner City Law Center	Promoting Community Economic Development through Affordable Housing Land-Use Advocacy	2017	2017
Inner City Law Center	Provider Alliance to End Homelessness	2018	2020
Inner City Law Center	Affordable Housing Strategies and Advocacy	2020	2022
INSIGHT CENTER FOR CED	Low Income Family Transformation (LIFT): Expanding Effective Economic Security Policies and Practices	2016	2017
Justice & Diversity Center of the Bar Association of San Francisco	Ending Veterans and Neighborhood Homelessness Project	2017	2018
Justice & Diversity Center of the Bar Association of San Francisco	Systemic Change and Empowerment for Immigrant Tenants	2018	2020
Justice in Aging	Economic Security and Addressing Homelessness	2018	2020
La Raza Centro Legal	Community Redevelopment	2018	2020
Law Foundation of Silicon Valley	Silicon Valley Housing Equity and Inclusion Initiative	2016	2017
Law Foundation of Silicon Valley	Silicon Valley Community Redevelopment Legal Assistance	2018	2020
Lawyers' Committee for Civil Rights	Empowering Black Businesses Through Entrepreneurship	2017	2018
Lawyers' Committee for Civil Rights	Economic Justice Program	2018	2021

Organization	Project	Start	End
Lawyers' Committee for Civil Rights	Collaboration for Transformative Community Redevelopment: Building Equitable Ownership of Land, Labor, Capital and Power	2020	2022
Learning Rights Law Center	Environmental Justice Project	2018	2020
Legal Access Alameda	Community and Business Resiliency Project	2017	2017
Legal Access Alameda	Community and Business Resiliency Project - "Start Small Bay Area"	2018	2020
Legal Aid at Work	Integrated Community Development Collaboration	2016	2018
Legal Aid at Work	Disability Community Redevelopment Through the ADA	2018	2020
Legal Aid at Work	Network Against Wage Theft	2020	2022
Legal Aid Foundation of Los Angeles	1939-Community Redevelopment Grant-2016-LEGAL AID FOUNDATION OF LOS ANGELES-41	2016	2017
Legal Aid Foundation of Los Angeles	Affordable Housing Preservation Project	2017	2017
Legal Aid Foundation of Los Angeles	Opening Communities to Opportunity: Relieving Debt and Rent Burdens	2018	2020
Legal Aid Foundation of Santa Barbara County	Community Redevelopment Legal Project	2018	2020
Legal Aid Foundation of Santa Barbara County	Central Coast Foreclosure Prevention Program	2020	2022
Legal Aid of Marin	Building Inclusive Communities	2016	2017
Legal Aid of Marin	Marin Community Stabilization	2018	2020
Legal Aid of Sonoma County	Housing Preservation Project	2018	2020
Legal Aid of Sonoma County	North Bay Regional Housing Preservation Project	2020	2022
Legal Aid Society of San Bernardino	Inland Empire Medical-Legal Partnership	2017	2017
Legal Aid Society of San Bernardino	C.H.A.N.G.E.	2018	2019
Legal Aid Society of San Diego	Homeownership Retention and Foreclosure Prevention	2016	2017
Legal Aid Society of San Diego	Foreclosure Prevention and Homeownership Retention	2018	2020
Legal Aid Society of San Mateo County	North Fair Oaks Neighborhood Stabilization	2018	2020
Legal Assistance for Seniors	Housing Community Education and Policy Development	2018	2020
Legal Services for Children	Community Development - Equitable Access to Education & Opportunity	2018	2020
Legal Services for Prisoners with Children	Policy and Legal Advocacy Re-Entry Project	2017	2017
Legal Services for Prisoners with Children	Policy and Legal Advocacy Re-Entry and Rights Project	2018	2018
Legal Services for Seniors	Legal Services for Seniors in Home Ownership Crisis	2018	2018
Legal Services of Northern California	Rural Community Development	2016	2018
Legal Services of Northern California	Community Development Legal Assistance	2018	2020
Los Angeles Center for Law and Justice	Stable Families for Stable Communities Project	2017	2017
McGeorge Community Legal Services	Sacramento Reentry Community Redevelopment Project	2018	2018
Mental Health Advocacy Services	MHAS Community Redevelopment Legal Services Project	2018	2018
National Center for Youth Law	ENSURING FOSTER YOUTH BENEFIT FROM PRIORITIZATION IN A POLICY LANDSCAPE OF REALIGNMENT AND LOCAL CONTROL	2016	2017
National Center for Youth Law	Transforming Juvenile Justice, Transforming Communities, Transforming Lives;	2018	2020
National Health Law Program	Community Redevelopment: The Importance of Medical in Ensuring Economic Stability	2018	2020
National Housing Law Project	California Home: Building the Foundation for Greater Housing Opportunity, Access, and Security in All Our Communities	2016	2017

Organization	Project	Start	End
National Housing Law Project	Foreclosure Prevention Legal Assistance	2016	2017
National Housing Law Project	NHLP 2018-2021	2018	2021
National Immigration Law Center	Advancing Economic Opportunity for Low-Income Immigrant Californians	2017	2017
Neighborhood Legal Services	Home Ownership Guaranteed by Accessing Rights	2016	2018
Neighborhood Legal Services	San Fernando Valley Environmental Justice Initiatives	2017	2017
Neighborhood Legal Services	The Antelope Valley Race Equity and Redevelopment Project	2021	2021
OneJustice	Community Redevelopment for Immigrant Communities	2018	2020
Public Advocates Inc.	Investment without Displacement	2018	2020
Public Advocates Inc.	Bay Area Regional Community Redevelopment Collaboration	2020	2022
Public Counsel	Community Development Project	2017	2017
Public Counsel	Foreclosure Prevention and Community Development Project	2018	2020
Public Counsel	Southern California Foreclosure Prevention Collaborative	2020	2022
Public Interest Law Project	Inclusive Community Development--Affordable & Sustainable Without Exclusion	2016	2017
Public Interest Law Project	Inclusive Community Development-Affordable & Sustainable Without Exclusion	2018	2020
Public Law Center	Orange County Community Redevelopment	2018	2020
San Diego Volunteer Lawyer Program	Micro-Business and Nonprofit Support Project	2018	2020
Santa Clara County Asian Law Alliance	Foreclosure Education and Prevention Project	2018	2018
Santa Clara University Alexander Law Center	Foreclosure Prevention Project	2018	2020
Senior Adults Legal Assistance	Homeowner Education & Protection for Senior Adults	2018	2018
USD School of Law Legal Clinics	SD United: Increasing Access to Legal Services for Low Income Veterans	2018	2018
Wage Justice Center	Immigrant Workers Justice Coalition to Provide Economic Stability for Low-Wage Workers in East Los Angeles County and San Gabriel Valley	2017	2017
Wage Justice Center	Eastern LA County	2018	2020
Watsonville Law Center	Central Coast Community Redevelopment Legal Aid Project	2018	2019
Western Center on Law and Poverty	Legal Solutions for California's Housing Crisis	2016	2017
Western Center on Law and Poverty	Legal Solutions to Revitalize and Stabilize Low-income California Communities	2018	2018
Worksafe, Inc.	Economic Security and Workplace Safety for Temporary and Contingent Workers	2018	2018

2016–2022 Economic Benefits

		Back awards, lump sum, settlement, sanction or monthly benefits with set time	Monthly benefits obtained with unknown period of time	Reduction or elimination of claimed amounts	Monthly garnishment prevented if total amount not eliminated
Organization name					
Consumer/Finance	Asian Pacific Islander Legal Outreach	—	—	\$11,743	—
	Bay Area Legal Aid (<i>Community Impact Project</i>)	\$8,000	—	—	—
	Bay Area Legal Aid (<i>Foreclosure Prevention Project</i>)	\$132,647	—	\$98,328	—
	Bet Tzedek Legal Services	\$146,696	—	\$739,961	—
	East Bay Community Law Center (<i>Community Redevelopment</i>)	\$37,228	—	\$209,758	\$505
	East Bay Community Law Center (<i>Consumer Debt & Foreclosure Clinics</i>)	\$17,932	—	\$221,786	\$1,673
	East Bay Community Law Center (<i>Northern California Foreclosure Prevention Collaborative</i>)	\$38,370	—	\$289,180	—
	Elder Law & Advocacy	\$20,000	—	—	—
	Legal Aid Foundation of Los Angeles	\$89,766	—	\$1,761,063	\$59,237
	Legal Aid Foundation of Santa Barbara County (<i>Central Coast Foreclosure Prevention Program</i>)	\$8,830	—	\$97,585	\$185
	Legal Aid Foundation of Santa Barbara County (<i>Community Redevelopment Legal Project</i>)	\$343,120	\$35	\$61,704	\$652
	Legal Aid Foundation of Santa Barbara County (<i>Foreclosure Prevention Project</i>)	\$13,597	\$9,843	\$13,906	—
	Legal Aid of Marin	\$3,000	—	—	—
	Legal Aid Society of San Bernardino	\$1,013	—	\$12,000	—
	Legal Aid Society of San Diego (<i>Foreclosure Prevention and Homeownership Retention</i>)	\$432,612	—	\$617,989	—
	Legal Aid Society of San Diego (<i>Homeownership Retention and Foreclosure Prevention</i>)	\$10,864	—	\$461,503	—
	Legal Services for Seniors	\$21,783	—	\$249,137	—
	Public Counsel (<i>Foreclosure Prevention and Community Development Project</i>)	\$165,231	—	\$1,758,675	—
	Public Counsel (<i>Foreclosure Prevention Project</i>)	\$1,001,336	—	\$1,066,500	\$222
	Public Counsel (<i>Southern California Foreclosure Prevention Collaborative</i>)	\$405,651	—	\$2,916,741	—
	Santa Clara University Alexander Law Center	\$67,276	—	\$96,934	\$34,407
	Watsonville Law Center	\$30,100	—	\$159,274	—
TOTAL		\$2,995,052	\$9,878	\$10,843,767	\$96,881

		Back awards, lump sum, settlement, sanction or monthly benefits with set time	Monthly benefits obtained with unknown period of time	Reduction or elimination of claimed amounts	Monthly garnishment prevented if total amount not eliminated
Organization name					
Employment	Asian Americans Advancing Justice Southern California	\$16,000	—	—	—
	La Raza Centro Legal	\$697,994	—	—	—
	Legal Aid at Work (<i>Disability Community Redevelopment Through the ADA</i>)	\$217,401	—	—	—
	Legal Aid at Work (<i>Integrated Community Development Collaboration</i>)	\$26,324	—	—	—
	Legal Aid at Work (<i>Network Against Wage Theft</i>)	\$3,100,607	\$26,500	—	—
	Legal Aid of Marin	\$18,000	—	—	—
	Wage Justice Center	\$140,877	—	—	—
	Worksafe, Inc. (<i>Economic Security and Workplace Safety for Temporary and Contingent Workers</i>)	\$15,792	—	—	—
	Worksafe, Inc. (<i>Safe, Secure, and Sustainable Jobs for Day Laborers</i>)	\$91,253	—	—	—
TOTAL		\$4,324,248	\$26,500	—	—
Housing	Advancing Justice - Asian Law Caucus	\$81,999	—	\$20,500	—
	Asian Americans Advancing Justice Southern California (<i>Foreclosure Prevention & Workplace Justice</i>)	—	\$546,648	\$657,065	\$632,850
	Asian Americans Advancing Justice Southern California (<i>Home Preservation Project</i>)	—	—	—	\$2,766,696
	Asian Pacific Islander Legal Outreach	\$48,850	\$1,000	\$656,120	—
	Bay Area Legal Aid (<i>Community Impact Project</i>)	\$3,500	—	—	—
	Bay Area Legal Aid (<i>Foreclosure Prevention Project</i>)	\$617,761	—	\$348,275	—
	Bet Tzedek Legal Services (<i>Financial Security Project</i>)	\$3,187,000	—	\$369,603	\$1,985
	Bet Tzedek Legal Services (<i>Foreclosure Prevention and Housing Preservation for Seniors and People with Disabilities</i>)	\$5,428,650	—	—	—
	California Advocates for Nursing Home Reform (<i>Home Equity Protection Program 2016</i>)	—	—	\$742,433	—
	California Advocates for Nursing Home Reform (<i>Home Equity Protection Program 2018</i>)	—	—	\$293,633	—
	California Rural Legal Assistance Foundation	\$189,000	—	—	—
	California Rural Legal Assistance, Inc. (<i>Foreclosure Prevention</i>)	\$290,789	\$142	\$3,101,570	\$395
	California Rural Legal Assistance, Inc. (<i>Rural Foreclosure Assistance Project</i>)	\$106,701	—	\$2,293,159	—

		Back awards, lump sum, settlement, sanction or monthly benefits with set time	Monthly benefits obtained with unknown period of time	Reduction or elimination of claimed amounts	Monthly garnishment prevented if total amount not eliminated
Organization name					
Housing	California Rural Legal Assistance, Inc. (Systemic Legal Assistance to Promote Healthy Community Development and Preserve Affordable Housing)	\$33,561	\$146	\$1,102,770	—
	Community Legal Aid SoCal (Housing and Community Redevelopment Project)	\$31,856	\$3,004	\$15,948	\$30,975
	Community Legal Aid SoCal (Legal Aid)	\$1,649,034	\$54,000	\$25,987	—
	Community Legal Aid SoCal (Sustainable Homeownership Program)	\$1,470,706	\$89,662	\$1,738,215	\$133,304
	Community Legal Services in East Palo Alto (Developing Inclusive and Stable Communities 2016)	\$85,948	—	\$9,600	\$7,000
	Community Legal Services in East Palo Alto (Developing Inclusive and Stable Communities 2018)	\$405,000	\$11,200	—	—
	Disability Rights California (Building Communities that Include People with Disabilities 2016)	\$216,419,025	—	—	—
	Disability Rights California (Building Communities that Include People with Disabilities 2018)	\$69,761	\$300	—	—
	Disability Rights Education and Defense Fund	\$20,000	—	—	—
	East Bay Community Law Center	—	—	\$4,986	—
	Elder Law & Advocacy	\$27,486	—	—	—
	Family Violence Appellate Project	—	\$1,678	—	—
	Greater Bakersfield Legal Assistance (BCSR-Community Redevelopment Grant)	\$3,148	—	—	—
	Greater Bakersfield Legal Assistance (Phase 2 - Neighborhood Revitalization)	\$57,369	\$20	\$32,502	—
	Inland Counties Legal Services (Foreclosure Prevention Advocacy Project (FPAP)	\$60,242	—	\$3,210,383	\$1,981,086
	Inland Counties Legal Services (RFP Application)	\$150,000	—	—	—
	La Raza Centro Legal	—	—	—	\$24,000
	Law Foundation of Silicon Valley	—	—	—	\$5,856
	Legal Aid Foundation of Los Angeles (1939-Community Redevelopment Grant-2016-LEGAL AID FOUNDATION OF LOS ANGELES-41)	\$676,176	—	—	—
	Legal Aid Foundation of Los Angeles (Affordable Housing Preservation Project)	\$536,901	—	\$1,800	—
	Legal Aid Foundation of Los Angeles (Opening Communities to Opportunity: Relieving Debt and Rent Burdens)	\$150,000	\$1,588	\$5,003	\$3,732
	Legal Aid Foundation of Santa Barbara County (Central Coast Foreclosure Prevention Program)	\$230,630	—	\$27,881	\$620

		Back awards, lump sum, settlement, sanction or monthly benefits with set time	Monthly benefits obtained with unknown period of time	Reduction or elimination of claimed amounts	Monthly garnishment prevented if total amount not eliminated
	Organization name				
Housing	Legal Aid Foundation of Santa Barbara County (<i>Community Redevelopment Legal Project</i>)	\$12,292	—	\$16,422	\$4,122
	Legal Aid Foundation of Santa Barbara County (<i>Foreclosure Prevention Project</i>)	\$343,569	—	\$11,898	\$1,872
	Legal Aid of Marin (<i>Building Inclusive Communities</i>)	\$703,120	\$8,000	—	—
	Legal Aid of Marin (<i>Marin Community Stabilization</i>)	\$39,200	\$20,000	\$2,750	—
	Legal Aid Society of San Bernardino (C.H.A.N.G.E.)	—	—	\$15,205	—
	Legal Aid Society of San Bernardino (<i>Inland Empire Medical-Legal Partnership</i>)	\$8,370	—	\$8,400	—
	Legal Aid Society of San Diego (<i>Foreclosure Prevention and Homeownership Retention</i>)	\$341,575	\$120	\$418,499	\$135,092
	Legal Aid Society of San Diego (<i>Homeownership Retention and Foreclosure Prevention</i>)	\$26,321	—	\$241,674	—
	Legal Aid Society of San Mateo County	\$80,938	\$33	\$5,632	\$6,358
	Legal Services of Northern California (<i>Community Development Legal Assistance</i>)	\$92,629	\$5,872	\$6,293	—
	Legal Services of Northern California (<i>Foreclosure Prevention Project</i>)	\$33,064	\$1,126	\$33,444	—
	Legal Services of Northern California (<i>Rural Community Development</i>)	\$14,983	\$7,606	\$200	—
	National Housing Law Project	\$136,000	—	—	—
	Neighborhood Legal Services	\$63,843	—	\$31,276	\$3,327
	Public Counsel (<i>Community Development Project</i>)	\$58,000	—	—	\$10,480
	Public Counsel (<i>Foreclosure Prevention and Community Development Project</i>)	\$464,540	\$490,183	\$2,378,819	\$200
	Public Counsel (<i>Foreclosure Prevention Project</i>)	\$3,541,169	—	\$628,010	\$2,621
	Public Counsel (<i>Southern California Foreclosure Prevention Collaborative</i>)	\$58,123	—	\$205,804	\$591
	Public Interest Law Project	\$825,000	—	—	—
	Public Law Center	\$900,000	—	—	—
	Watsonville Law Center	\$4,300	—	\$6,050	—
	Yuba-Sutter Legal Center for Seniors	—	—	—	\$500
TOTAL		\$239,778,129	\$1,242,328	\$18,667,808	\$5,753,662

		Back awards, lump sum, settlement, sanction or monthly benefits with set time	Monthly benefits obtained with unknown period of time	Reduction or elimination of claimed amounts	Monthly garnishment prevented if total amount not eliminated
	Organization name				
Income	Advancing Justice - Asian Law Caucus	—	\$394	—	—
	Alameda County Homeless Action Center	\$152,290	\$10,690	—	—
	Community Legal Aid SoCal	\$39,825	\$1,684	—	—
	Community Legal Services in East Palo Alto	—	—	\$7,110	—
	La Raza Centro Legal	\$40,000	—	—	—
	Legal Aid at Work	—	\$3,762	—	—
	Legal Aid Foundation of Santa Barbara County	\$9,632	—	—	—
	Neighborhood Legal Services	\$1,593	\$300	—	\$600
	TOTAL	\$243,340	\$16,830	\$7,110	\$600
Other	Bet Tzedek Legal Services				
	Child Care Law Center	\$22,957	—	\$3,435	—
	Community Legal Aid SoCal	\$987,425	\$910	—	—
	Lawyers' Committee for Civil Rights (<i>Empowering Black Businesses Through Entrepreneurship</i>)	—	—	\$48,000	—
	Lawyers' Committee for Civil Rights (Economic Justice Program)	\$32,500	—	\$48,000	—
	Learning Rights Law Center	\$339,000	\$85,331	—	—
	Legal Aid Foundation of Los Angeles	\$1,000,000	—	\$102,192	—
	Legal Aid of Marin	\$125,000	—	—	—
	Public Counsel (Community Development)	\$75,000	—	\$1,692	—
	Public Counsel (Foreclosure Prevention and Community Development)	—	\$200	\$300,233	—
Miscellaneous	Watsonville Law Center	\$14,516	—	—	—
	TOTAL	\$2,610,398	\$87,741	\$606,912	—
	Alameda County Homeless Action Center	\$342,430	\$20,742	—	—
	Bay Area Legal Aid	\$651,354	—	\$3,147	—
	California Indian Legal Services	—	—	\$5,000	—
	California Rural Legal Assistance, Inc.	—	—	\$18,093	—
	Child Care Law Center	\$2,769	—	—	—
	Disability Rights Education and Defense Fund	\$110,000	—	—	—

		Back awards, lump sum, settlement, sanction or monthly benefits with set time	Monthly benefits obtained with unknown period of time	Reduction or elimination of claimed amounts	Monthly garnishment prevented if total amount not eliminated
Organization name					
Miscellaneous	National Center for Youth Law	\$3,000,000	—	—	—
	Neighborhood Legal Services	—	—	\$120	—
	Public Counsel	\$1,500,250	—	\$9,000	—
	San Diego Volunteer Lawyer Program	\$20,000	—	—	—
TOTAL		\$5,626,803	\$20,742	\$35,360	—

2016 Economic Benefits

	Back awards, lump sum, settlement, sanction or monthly benefits with set time	Monthly benefits obtained with unknown period of time	Reduction or elimination of claimed amounts	Monthly garnishment prevented if total amount not eliminated
Organization name				
Consumer/Finance	Asian Pacific Islander Legal Outreach	—	\$11,743	—
	Bay Area Legal Aid	\$6,500	\$15,000	—
	East Bay Community Law Center	\$1,432	\$159,543	\$773
	Legal Aid Foundation of Santa Barbara County	\$4,995	\$2,803	—
	Legal Aid Society of San Diego	\$100	\$18,242	—
	Public Counsel	\$70,336	\$851,000	\$222
	TOTAL	\$83,363	\$1,058,331	\$995
Employment	Worksafe, Inc.	\$91,253	—	—
	TOTAL	\$91,253	—	—
Housing	Advancing Justice - Asian Law Caucus	\$81,999	\$20,500	—
	Asian Americans Advancing Justice Southern California	—	—	\$630,000
	Asian Pacific Islander Legal Outreach	—	\$627,120	—
	Bay Area Legal Aid	\$142,175	\$268,867	—
	Bet Tzedek Legal Services	\$11,650	—	—
	California Advocates for Nursing Home Reform	—	\$520,491	—
	California Rural Legal Assistance, Inc.	\$80,391	\$1,321,323	—
	Community Legal Aid SoCal (Sustainable Homeownership Program)	\$207,378	\$779,800	—
	Community Legal Aid SoCal (Housing and Community Redevelopment Project)	\$22,172	\$2,000	\$3,348
	Community Legal Services in East Palo Alto	\$15,948	\$9,600	—
	Disability Rights California	\$204,500,000	—	—
	Greater Bakersfield Legal Assistance	\$1,460	—	—
	Inland Counties Legal Services	—	\$2,943,758	\$7,339
	Law Foundation of Silicon Valley	—	—	\$5,856
	Legal Aid Foundation of Santa Barbara County	\$336,240	—	—
	Legal Aid of Marin	\$238,120	\$8,000	—
	Legal Aid Society of San Diego	\$26,321	\$83,000	—
	Legal Services of Northern California (Foreclosure Prevention Project)	\$6,064	\$243	\$26,544
	Legal Services of Northern California (Rural Community Development)	—	\$1,300	\$200
				—

		Back awards, lump sum, settlement, sanction or monthly benefits with set time	Monthly benefits obtained with unknown period of time	Reduction or elimination of claimed amounts	Monthly garnishment prevented if total amount not eliminated
Organization name					
Housing	Neighborhood Legal Services	—	—	—	\$2,267
	Public Counsel	\$2,254,084	—	\$144,010	\$2,621
	TOTAL	\$207,924,002	\$11,543	\$6,748,561	\$648,083
Income	Advancing Justice - Asian Law Caucus	—	\$394	—	—
	Neighborhood Legal Services	—	—	—	\$600
	TOTAL	—	\$394	—	\$600
Other	Legal Aid Foundation of Los Angeles	\$1,000,000	—	—	—
	Legal Aid of Marin	\$125,000	—	—	—
	TOTAL	\$1,125,000	—	—	—

2017 Economic Benefits

		Back awards, lump sum, settlement, sanction or monthly benefits with set time	Monthly benefits obtained with unknown period of time	Reduction or elimination of claimed amounts	Monthly garnishment prevented if total amount not eliminated
	Organization name				
Consumer/ Finance	Legal Aid Society of San Bernardino	\$1,013	—	\$12,000	—
	TOTAL	\$1,013	—	\$12,000	—
Employment	Asian Americans Advancing Justice Southern California	\$16,000	—	—	—
	Worksafe, Inc.	\$15,000	—	—	—
	TOTAL	\$31,000	—	—	—
Housing	Elder Law & Advocacy	\$27,486	—	—	—
	Legal Aid Foundation of Los Angeles (Affordable Housing Preservation Project)	\$536,901	—	\$1,800	—
	Legal Aid Society of San Bernardino	\$8,370	—	\$8,400	—
	Public Counsel (Community Development Project)	\$58,000	—	—	\$10,480
	TOTAL	\$630,757	—	\$10,200	\$10,480
Other	Lawyers' Committee for Civil Rights	\$32,500	—	—	—
	Learning Rights Law Center	—	\$72,540	—	—
	Public Counsel	\$75,000	—	\$1,692	—
	TOTAL	\$107,500	\$72,540	\$1,692	—

2018 Economic Benefits

		Back awards, lump sum, settlement, sanction or monthly benefits with set time	Monthly benefits obtained with unknown period of time	Reduction or elimination of claimed amounts	Monthly garnishment prevented if total amount not eliminated
	Organization name				
Consumer/Finance	Bet Tzedek Legal Services	\$41,180	—	\$210,558	—
	East Bay Community Law Center	\$16,146	—	\$97,749	\$505
	Legal Aid Foundation of Los Angeles	\$38,326	—	\$281,584	\$9,514
	Legal Aid Foundation of Santa Barbara County	—	—	\$28,598	—
	Legal Aid Society of San Diego	\$313,612	—	\$475,898	—
	Legal Services for Seniors	\$21,783	—	\$249,137	—
	Santa Clara University Alexander Law Center	\$26,064	—	—	\$34,407
	Watsonville Law Center	\$19,100	—	\$25,814	—
	TOTAL	\$476,210	—	\$1,369,339	\$44,426
Employment	La Raza Centro Legal	697,994	—	—	—
	Legal Aid at Work	\$4,555	—	—	—
	Wage Justice Center	\$88,137	—	—	—
	Worksafe, Inc.	\$792	—	—	—
	TOTAL	\$791,478	—	—	—
Housing	Asian Americans Advancing Justice Southern California	—	—	—	\$632,850
	Asian Pacific Islander Legal Outreach	\$38,000	—	—	—
	Bet Tzedek Legal Services	\$1,707,000	—	\$332,603	\$1,385
	California Advocates for Nursing Home Reform	—	—	\$41,919	—
	California Rural Legal Assistance, Inc.	\$5,163	—	\$681,834	—
	Community Legal Aid SoCal (<i>Sustainable Homeownership Program</i>)	\$517,328	\$89,662	—	—
	Community Legal Aid SoCal (<i>Housing and Community Redevelopment Project</i>)	\$2,336	—	—	—
	Community Legal Aid SoCal (Legal Aid)	\$306,534	\$54,000	\$25,987	—
	Community Legal Services in East Palo Alto	\$375,000	\$11,200	—	—
	Disability Rights California	\$1,382	—	—	—
	Greater Bakersfield Legal Assistance	\$11,869	—	\$9,710	—
	La Raza Centro Legal	—	—	—	\$24,000
	Legal Aid Foundation of Santa Barbara County	—	—	—	\$888
	Legal Aid of Marin	\$35,200	\$10,000	\$2,750	—
	Legal Aid Society of San Bernardino	—	—	\$15,205	—

		Back awards, lump sum, settlement, sanction or monthly benefits with set time	Monthly benefits obtained with unknown period of time	Reduction or elimination of claimed amounts	Monthly garnishment prevented if total amount not eliminated
	Organization name				
Housing	Legal Aid Society of San Diego	\$60,000	—	\$268,043	\$2,926
	Legal Aid Society of San Mateo County	\$77,713	—	\$5,632	\$3,598
	Legal Services of Northern California (Community Development Legal Assistance)	\$3,546	—	—	—
	Legal Services of Northern California (Rural Community Development)	\$1,850	\$2,474	—	—
	Neighborhood Legal Services	\$31,578	—	—	—
	Public Counsel	\$308,000	—	\$358,364	\$200
	Public Interest Law Project	\$825,000	—	—	—
	Public Law Center	\$900,000	—	—	—
	Watsonville Law Center	\$4,300	—	\$6,050	—
	Yuba-Sutter Legal Center for Seniors	—	—	—	\$500
	TOTAL	\$5,211,799	\$167,336	\$1,748,097	\$666,347
Income	Alameda County Homeless Action Center	\$152,290	\$10,690	—	—
	La Raza Centro Legal	\$40,000	—	—	—
	TOTAL	\$192,290	\$10,690	—	—
Other	Bet Tzedek Legal Services	\$14,000	\$1,300	\$103,360	—
	Child Care Law Center	\$22,957	—	\$3,435	—
	Lawyers' Committee for Civil Rights (Empowering Black Businesses Through Entrepreneurship)	—	—	\$48,000	—
	Lawyers' Committee for Civil Rights (Economic Justice Program)	—	—	\$48,000	—
	Learning Rights Law Center	\$339,000	\$12,791	—	—
	Public Counsel	—	\$200	\$300,233	—
	Watsonville Law Center	\$14,516	—	—	—
	TOTAL	\$390,473	\$14,291	\$503,028	—

2019 Economic Benefits

		Back awards, lump sum, settlement, sanction or monthly benefits with set time	Monthly benefits obtained with unknown period of time	Reduction or elimination of claimed amounts	Monthly garnishment prevented if total amount not eliminated
	Organization name				
Consumer/Finance	Bet Tzedek Legal Services	\$24,612	—	\$60,000	—
	East Bay Community Law Center	\$21,082	—	\$53,568	—
	Elder Law & Advocacy	\$20,000	—	—	—
	Legal Aid Foundation of Los Angeles	\$21,962	—	\$451,170	\$3,680
	Legal Aid Foundation of Santa Barbara County	\$342,220	—	\$26,209	\$187
	Legal Aid Society of San Diego	\$119,000	—	\$95,052	—
	Public Counsel	\$136,367	—	\$1,502,832	—
	Watsonville Law Center	\$11,000	—	\$133,460	—
	TOTAL	\$696,243	—	\$2,322,291	\$3,867
Employment	Wage Justice Center	\$39,740	—	—	—
	TOTAL	\$39,740	—	—	—
Housing	Asian Americans Advancing Justice Southern California	—	—	\$657,065	—
	Bet Tzedek Legal Services	\$1,442,000	—	\$20,000	—
	California Rural Legal Assistance Foundation	\$189,000	—	—	—
	California Rural Legal Assistance, Inc.	\$24,111	\$146	\$420,936	—
	Community Legal Aid SoCal	\$992,500	—	—	—
	Community Legal Services in East Palo Alto	\$30,000	—	—	—
	Disability Rights California	\$3,309	\$250	—	—
	Disability Rights Education and Defense Fund	\$10,000	—	—	—
	Greater Bakersfield Legal Assistance	\$12,600	\$20	\$22,792	—
	Inland Counties Legal Services	\$100,000	—	—	—
	Legal Aid Foundation of Los Angeles	\$130,000	\$1,588	\$200	\$3,732
	Legal Aid Foundation of Santa Barbara County	\$7,892	—	\$10,422	\$3,234
	Legal Aid of Marin	\$4,000	\$10,000	—	—
	Legal Aid Society of San Diego	\$74,985	—	—	\$132,166
	Legal Aid Society of San Mateo County	—	\$33	—	\$2,760
	Legal Services for Seniors	—	\$32,292	—	—
	Legal Services of Northern California	\$35,670	\$4,972	—	—
	National Housing Law Project	\$136,000	—	—	—

		Back awards, lump sum, settlement, sanction or monthly benefits with set time	Monthly benefits obtained with unknown period of time	Reduction or elimination of claimed amounts	Monthly garnishment prevented if total amount not eliminated
	Organization name				
Housing	Public Counsel	\$156,540	\$600	\$2,020,455	—
	TOTAL	\$3,348,607	\$17,609	\$3,151,870	\$141,892
Miscellaneous	Alameda County Homeless Action Center	\$290,130	\$19,342	—	—
	Bay Area Legal Aid	\$651,354	—	\$2,702	—
	Child Care Law Center	\$2,769	—	—	—
	Disability Rights Education and Defense Fund	\$10,000	—	—	—
	National Center for Youth Law	\$3,000,000	—	—	—
	Public Counsel	\$250	—	—	—
	San Diego Volunteer Lawyer Program	\$20,000	—	—	—
	TOTAL	\$3,974,503	\$19,342	\$2,702	—

2020 Economic Benefits

		Back awards, lump sum, settlement, sanction or monthly benefits with set time	Monthly benefits obtained with unknown period of time	Reduction or elimination of claimed amounts	Monthly garnishment prevented if total amount not eliminated
	Organization name				
Consumer/Finance	Bay Area Legal Aid	\$8,000	—	—	—
	Bet Tzedek Legal Services	\$80,904	—	\$469,403	—
	East Bay Community Law Center	—	—	\$58,441	—
	East Bay Community Law Center	\$2,196	—	\$19,710	—
	Legal Aid Foundation of Los Angeles	\$29,478	—	\$1,028,309	\$46,043
	Legal Aid Foundation of Santa Barbara County	\$900	\$35	\$6,897	\$465
	Legal Aid Foundation of Santa Barbara County	\$1,000	—	\$78,998	\$50
	Legal Aid Society of San Diego	—	—	\$47,039	—
	Public Counsel (Foreclosure Prevention and Community Development Project)	\$28,864	—	\$255,843	—
	Public Counsel (Southern California Foreclosure Prevention Collaborative)	\$30,480	—	\$807,260	—
	Santa Clara University Alexander Law Center	\$41,212	—	\$96,934	—
	TOTAL	\$223,034	\$35	\$2,868,834	\$46,558
Employment	Legal Aid at Work (Disability Community Redevelopment Through the ADA)	\$217,401	—	—	—
	Legal Aid at Work (Network Against Wage Theft)	\$1,399,934	—	—	—
	Wage Justice Center	\$13,000	—	—	—
	TOTAL	\$1,630,335	—	—	—
Housing	Asian Americans Advancing Justice Southern California	—	\$546,648	—	—
	Bay Area Legal Aid	\$3,500	—	—	—
	Bet Tzedek Legal Services	\$38,000	—	\$17,000	\$600
	California Advocates for Nursing Home Reform	—	—	\$251,714	—
	California Rural Legal Assistance, Inc. (Foreclosure Prevention)	\$12,800	—	\$536,815	—
	California Rural Legal Assistance, Inc. (Systemic Legal Assistance to Promote Healthy Community Development and Preserve Affordable Housing)	\$4,287	—	—	—
	Community Legal Aid SoCal	\$350,000	—	—	—
	Disability Rights California	\$65,070	\$50	—	—

		Back awards, lump sum, settlement, sanction or monthly benefits with set time	Monthly benefits obtained with unknown period of time	Reduction or elimination of claimed amounts	Monthly garnishment prevented if total amount not eliminated
	Organization name				
Housing	Disability Rights Education and Defense Fund	\$10,000	—	—	—
	Inland Counties Legal Services	\$50,000	—	—	—
	Legal Aid Foundation of Los Angeles	\$20,000	—	\$4,803	—
	Legal Aid Foundation of Santa Barbara County (Central Coast Foreclosure Prevention Program)	—	—	\$1,261	—
	Legal Aid Foundation of Santa Barbara County (Community Redevelopment Legal Project)	\$4,400	—	\$6,000	—
	Legal Aid Society of San Diego	\$206,590	\$120	\$150,456	—
	Legal Aid Society of San Mateo County	\$3,225	—	—	—
	Legal Services of Northern California	\$53,413	\$900	\$6,293	—
	Public Counsel	—	\$489,583	—	—
	TOTAL	\$821,285	\$1,037,301	\$974,342	\$600
Miscellaneous	Alameda County Homeless Action Center	\$52,300	\$1,400	—	—
	Bay Area Legal Aid	—	—	\$445	—
	California Indian Legal Services	—	—	\$5,000	—
	Disability Rights Education and Defense Fund	\$10,000	—	—	—
	Neighborhood Legal Services	—	—	\$120	—
	Public Counsel	\$1,500,000	—	\$9,000	—
	TOTAL	\$1,652,300	\$1,400	\$14,565	—

2021 Economic Benefits

		Back awards, lump sum, settlement, sanction or monthly benefits with set time	Monthly benefits obtained with unknown period of time	Reduction or elimination of claimed amounts	Monthly garnishment prevented if total amount not eliminated
	Organization name				
Consumer/Finance	East Bay Community Law Center	—	—	\$128,800	—
	Legal Aid Foundation of Santa Barbara County	\$7,830	—	\$18,587	\$85
	Public Counsel	\$249,220	—	\$1,735,527	—
	TOTAL	\$257,050	—	\$1,882,914	\$85
Employment	Legal Aid at Work	\$1,003,648	\$26,500	—	—
	TOTAL	\$1,003,648	\$26,500	—	—
Housing	California Rural Legal Assistance, Inc. (Foreclosure Prevention)	—	—	\$1,244,742	—
	Greater Bakersfield Legal Assistance	\$32,900	—	—	—
	Legal Aid Foundation of Santa Barbara County	—	—	\$400	—
	Public Counsel	\$28,123	—	\$205,804	\$591
	Total	\$61,023	—	\$1,450,946	\$591
Misc.	California Rural Legal Assistance, Inc.	—	—	\$18,093	—
	TOTAL	—	—	\$18,093	—

2022 Economic Benefits

		Back awards, lump sum, settlement, sanction or monthly benefits with set time	Monthly benefits obtained with unknown period of time	Reduction or elimination of claimed amounts	Monthly garnishment prevented if total amount not eliminated
	Organization name				
Consumer/Finance	East Bay Community Law Center	\$36,174	—	\$140,670	—
	Legal Aid Foundation of Santa Barbara County	—	—	—	\$50
	Public Counsel	\$125,951	—	\$373,954	—
	TOTAL	\$162,125	—	\$514,624	\$50
Employment	Legal Aid at Work	\$697,025	—	—	—
	TOTAL	\$697,025	—	—	—
Housing	California Rural Legal Assistance, Inc.	\$277,989	\$142	\$1,320,013	\$395
	East Bay Community Law Center	—	—	\$4,986	—
	Family Violence Appellate Project	—	\$1,678	—	—
	Legal Aid Foundation of Santa Barbara County	\$230,630	—	\$26,220	\$620
	Public Counsel	\$30,000	—	—	—
	Total	\$538,619	\$1,820	\$1,351,219	\$1,015

COMMUNITY REDEVELOPMENT ECONOMIC BENEFITS 2016–2018

		Back awards, lump sum, settlement, sanction or monthly benefits with set time	Monthly benefits obtained with unknown period of time	Reduction or elimination of claimed amounts	Monthly garnishment prevented if total amount not eliminated
	Organization name				
Consumer/ Finance	Legal Aid of Marin	\$3,000	—	—	—
	Legal Aid Society of San Bernardino	\$1,013	—	\$12,000	—
	TOTAL	\$4,013	—	\$12,000	—
Employment	Asian Americans Advancing Justice Southern California	\$16,000	—	—	—
	Legal Aid at Work	\$26,324	—	—	—
	Legal Aid of Marin	\$18,000	—	—	—
	Worksafe, Inc. (<i>Economic Security and Workplace Safety for Temporary and Contingent Workers</i>)	\$15,000	—	—	—
	Worksafe, Inc. (<i>Safe, Secure, and Sustainable Jobs for Day Laborers</i>)	\$91,253	—	—	—
	TOTAL	\$1,66,577	—	—	—
Housing	Advancing Justice - Asian Law Caucus	\$81,999	—	\$20,500	—
	Community Legal Aid SoCal (<i>Housing and Community Redevelopment Project</i>)	\$31,856	\$3,004	\$15,948	\$30,975
	CommunityLegalServices in East Palo Alto	\$85,948	—	\$9,600	\$7,000
	Disability Rights California	\$216,419,025	—	—	—
	Greater Bakersfield Legal Assistance (<i>BCSR-Community Redevelopment Grant</i>)	\$3,148	—	—	—
	Law Foundation of Silicon Valley	—	—	—	\$5,856
	Legal Aid Foundation of Los Angeles (<i>1939-Community Redevelopment Grant...</i>)	\$676,176	—	—	—
	Legal Aid Foundation of Los Angeles (<i>Affordable Housing Preservation Project</i>)	\$536,901	—	\$1,800	—
	Legal Aid of Marin (<i>Building Inclusive Communities</i>)	\$703,120	\$8,000	—	—
	Legal Aid Society of San Bernardino	\$8,370	—	\$8,400	—
	Legal Services of Northern California	\$14,983	\$7,606	\$200	—
	Public Counsel (<i>Community Development Project</i>)	\$58,000	—	—	\$10,480
	TOTAL	\$218,619,527	\$18,610	\$56,448	\$54,311

		Back awards, lump sum, settlement, sanction or monthly benefits with set time	Monthly benefits obtained with unknown period of time	Reduction or elimination of claimed amounts	Monthly garnishment prevented if total amount not eliminated
Organization name					
Income	Advancing Justice - Asian Law Caucus	—	\$394	—	—
	Community Legal Aid SoCal	\$39,825	\$1,684	—	—
	Community Legal Services in East Palo Alto	—	—	\$7,110	—
	Legal Aid at Work	—	\$3,762	—	—
	TOTAL	\$39,825	\$5,840	\$7,110	—
Other	Community Legal Aid SoCal	\$987,425	\$910	—	—
	Lawyers' Committee for Civil Rights	\$32,500	—	\$48,000	—
	Learning Rights Law Center	—	\$72,540	—	—
	Legal Aid Foundation of Los Angeles (1939-Community Redevelopment Grant...)	\$1,000,000	—	\$102,192	—
	Legal Aid Foundation of Los Angeles (Affordable Housing Preservation Project)	—	—	—	—
	Legal Aid of Marin	\$125,000	—	—	—
	Public Counsel (Community Development Project)	\$75,000	—	\$1,692	—
	TOTAL	\$2,219,925	\$73,450	\$151,884	—

FORECLOSURE PREVENTION ECONOMIC BENEFITS 2016–2018

		Back awards, lump sum, settlement, sanction or monthly benefits with set time	Monthly benefits obtained with unknown period of time	Reduction or elimination of claimed amounts	Monthly garnishment prevented if total amount not eliminated
	Organization name				
Consumer/Finance	Asian Pacific Islander Legal Outreach	—	—	\$11,743	—
	Bay Area Legal Aid	\$132,647	—	\$98,328	—
	East Bay Community Law Center	\$17,932	—	\$221,786	\$1,673
	Legal Aid Foundation of Santa Barbara County	\$13,597	\$9,843	\$13,906	—
	Legal Aid Society of San Diego	\$10,864	—	\$461,503	—
	Public Counsel	\$1,001,336	—	\$1,066,500	\$222
	TOTAL	\$1,176,376	\$9,843	\$1,873,766	\$1,895
Housing	Asian Americans Advancing Justice Southern California	—	—	—	\$2,766,696
	Asian Pacific Islander Legal Outreach	\$48,850	\$1,000	\$656,120	—
	Bay Area Legal Aid	\$617,761	—	\$348,275	—
	Bet Tzedek Legal Services	\$5,428,650	—	—	—
	California Advocates for Nursing Home Reform	—	—	\$742,433	—
	California Rural Legal Assistance, Inc.	\$106,701	—	\$2,293,158	—
	Community Legal Aid SoCal	\$1,470,706	\$89,662	\$1,738,215	\$133,304
	Elder Law & Advocacy	\$27,486	—	—	—
	Inland Counties Legal Services	\$60,242	—	\$3,210,383	\$1,981,086
	Legal Aid Foundation of Santa Barbara County	\$343,569	—	\$11,898	\$1,892
	Legal Aid Society of San Diego	\$26,321	—	\$241,674	—
	Legal Services of Northern California	\$33,064	\$1,126	\$33,444	—
	Neighborhood Legal Services	\$63,843	—	\$31,276	\$3,327
	Public Counsel	\$3,541,169	—	\$628,010	\$2,621
	TOTAL	\$11,768,361	\$91,787	\$9,934,886	\$4,888,906
Income	Legal Aid Foundation of Santa Barbara County	\$9,632	—	—	—
	Neighborhood Legal Services	\$1,593	\$300	—	\$600
	TOTAL	\$11,225	\$300	—	\$600

ECONOMIC BENEFITS 2018–2021 – BY ORGANIZATION AND AREA OF LAW

		Back awards, lump sum, settlement, sanction or monthly benefits with set time	Monthly benefits obtained with unknown period of time	Reduction or elimination of claimed amounts	Monthly garnishment prevented if total amount not eliminated
	Organization name				
Consumer/Finance	Bay Area Legal Aid	\$8,000	—	—	—
	Bet Tzedek Legal Services	\$146,696	—	\$769,961	—
	East Bay Community Law Center (<i>Community Redevelopment</i>)	\$37,228	—	\$209,758	\$505
	East Bay Community Law Center (<i>Northern California Foreclosure Prevention Collaborative</i>)	\$38,370	—	\$289,180	—
	Elder Law & Advocacy	\$20,000	—	—	—
	Legal Aid Foundation of Los Angeles	\$89,766	—	\$1,761,063	\$59,237
	Legal Aid Foundation of Santa Barbara County (<i>Central Coast Foreclosure Prevention Program</i>)	\$8,830	—	\$97,585	\$185
	Legal Aid Foundation of Santa Barbara County (<i>Community Redevelopment Legal Project</i>)	\$343,120	\$35	\$61,704	\$652
	Legal Aid Society of San Diego	\$432,612	—	\$617,989	—
	Legal Services for Seniors	\$21,783	—	\$249,137	—
	Public Counsel (<i>Foreclosure Prevention and Community Development Project</i>)	\$165,231	—	\$1,758,675	—
	Public Counsel (<i>Southern California Foreclosure Prevention Collaborative</i>)	\$405,651	—	\$2,916,741	—
	Santa Clara University Alexander Law Center	\$67,276	—	\$96,934	\$34,407
	Watsonville Law Center	\$30,100	—	\$159,274	—
	TOTAL	\$1,814,663	\$35	\$8,958,001	\$94,986
Employment	La Raza Centro Legal	\$697,994	—	—	—
	Legal Aid at Work (<i>Disability Community Redevelopment Through the ADA</i>)	\$217,401	—	—	—
	Legal Aid at Work (<i>Network Against Wage Theft</i>)	\$3,100,607	\$26,500	—	—
	Wage Justice Center	\$140,877	—	—	—
	Worksafe, Inc.	\$792	—	—	—
	TOTAL	\$4,157,671	\$26,500	—	—
Housing	Asian Americans Advancing Justice Southern California	—	\$546,648	\$657,065	\$632,850
	Bay Area Legal Aid	\$3,500	—	—	—
	Bet Tzedek Legal Services	\$3,187,000	—	\$369,603	\$1,985
	California Advocates for Nursing Home Reform	—	—	\$293,633	—
	California Rural Legal Assistance Foundation	\$189,000	—	—	—

		Back awards, lump sum, settlement, sanction or monthly benefits with set time	Monthly benefits obtained with unknown period of time	Reduction or elimination of claimed amounts	Monthly garnishment prevented if total amount not eliminated
Organization name					
Housing	California Rural Legal Assistance, Inc. (Foreclosure Prevention)	\$290,789	\$142	\$3,101,570	\$395
	California Rural Legal Assistance, Inc. (Systemic Legal Assistance to Promote Healthy Community Development and Preserve Affordable Housing)	\$33,561	\$146	\$1,102,770	—
	Community Legal Aid SoCal (Legal Aid)	\$1,649,034	\$54,000	\$25,987	—
	CommunityLegalServices in East Palo Alto	\$405,000	\$11,200	—	—
	Disability Rights California	\$69,761	\$300	—	—
	Disability Rights Education and Defense Fund	\$20,000	—	—	—
	East Bay Community Law Center (Northern California Foreclosure Prevention Collaborative)	—	—	\$4,986	—
	Family Violence Appellate Project (Stabilizing Communities Through Housing and Employment Justice for Domestic Violence Survivors...)	—	\$1,678	—	—
	Greater Bakersfield Legal Assistance	\$57,369	\$20	\$32,502	—
	Inland Counties Legal Services	\$150,000	—	—	—
	La Raza Centro Legal	—	—	—	\$24,000
	Legal Aid Foundation of Los Angeles	\$150,000	\$1,588	\$5,003	\$3,732
	Legal Aid Foundation of Santa Barbara County (Central Coast Foreclosure Prevention Program)	\$230,630	—	\$27,881	\$620
	Legal Aid Foundation of Santa Barbara County (Community Redevelopment Legal Project)	\$12,292	—	\$16,422	\$4,122
	Legal Aid of Marin	\$39,200	\$20,000	\$2,750	—
	Legal Aid Society of San Bernardino	—	—	\$15,205	—
	Legal Aid Society of San Diego	\$341,575	\$120	\$418,499	\$135,092
	Legal Aid Society of San Mateo County	\$80,938	\$33	\$5,632	\$6,358
	Legal Services of Northern California	\$92,629	\$5,872	\$6,293	—
	National Housing Law Project (NHLP 2018-2021)	\$136,000	—	—	—
	Public Counsel (Foreclosure Prevention and Community Development Project)	\$464,540	\$490,183	\$2,378,819	\$200
	Public Counsel (Southern California Foreclosure Prevention Collaborative)	\$58,123	—	\$205,804	\$591
	Public Interest Law Project	\$825,000	—	—	—
	Public Law Center	\$900,000	—	—	—
	Watsonville Law Center	\$4,300	—	\$6,050	—
	Yuba-Sutter Legal Center for Seniors	—	—	—	\$50
	TOTAL	\$9,390,241	\$1,131,930	\$8,676,474	\$810,445

		Back awards, lump sum, settlement, sanction or monthly benefits with set time	Monthly benefits obtained with unknown period of time	Reduction or elimination of claimed amounts	Monthly garnishment prevented if total amount not eliminated
Organization name					
Income	Alameda County Homeless Action Center	\$152,290	\$10,690	—	—
	La Raza Centro Legal	\$40,000	—	—	—
	TOTAL	\$192,290	\$10,690	—	—
Other	Bet Tzedek Legal Services	\$14,000	\$1,300	\$103,360	—
	Child Care Law Center	\$22,957	—	\$3,435	—
	Lawyers' Committee for Civil Rights (<i>Economic Justice Program</i>)	—	—	\$48,000	—
	Learning Rights Law Center	\$339,000	\$12,791	—	—
	Public Counsel (<i>Foreclosure Prevention and Community Development Project</i>)	—	\$200	\$300,233	—
	Watsonville Law Center	\$14,516	—	—	—
	TOTAL	\$390,473	\$14,291	\$455,028	—
Miscellaneous	Alameda County Homeless Action Center	\$342,430	\$20,742	—	—
	Bay Area Legal Aid	\$651,354	—	\$3,147	—
	California Indian Legal Services	—	—	\$5,000	—
	California Rural Legal Assistance, Inc. (<i>Foreclosure Prevention</i>)	—	—	\$18,093	—
	Child Care Law Center	\$2769	—	—	—
	Disability Rights Education and Defense Fund	\$110,000	—	—	—
	National Center for Youth Law	\$3,000,000	—	—	—
	Neighborhood Legal Services		—	\$120	—
	Public Counsel (<i>Foreclosure Prevention and Community Development Project</i>)	\$1,500,250	—	\$9,000	—
	San Diego Volunteer Lawyer Program	\$20,000	—	—	—
	TOTAL	\$5,626,803	\$20,742	\$35,360	—

ECONOMIC BENEFITS 2016 TWO- AND THREE-YEAR GRANTS

		Back awards, lump sum, settlement, sanction or monthly benefits with set time	Monthly benefits obtained with unknown period of time	Reduction or elimination of claimed amounts	Monthly garnishment prevented if total amount not eliminated
	Organization name				
Consumer/Finance	Asian Pacific Islander Legal Outreach	—	—	\$11,743	—
	Bay Area Legal Aid	\$132,647	—	\$98,328	—
	East Bay Community Law Center	\$17,932	—	\$221,786	\$1,673
	Legal Aid Foundation of Santa Barbara County	\$13,597	\$9,843	\$13,906	—
	Legal Aid of Marin	\$3,000	—	—	—
	Legal Aid Society of San Diego	\$10,864	—	\$461,503	—
	Public Counsel	\$1,001,336	—	\$1,066,500	\$222
	TOTAL	\$1,179,376	\$9,843	\$1,873,766	\$1,895
Employment	Legal Aid at Work	\$26,324	—	—	—
	Legal Aid of Marin	\$18,00	—	—	—
	Worksafe, Inc.	\$91,253	—	—	—
	TOTAL	\$135,577	—	—	—
Housing	Advancing Justice - Asian Law Caucus	\$81,999	—	\$20,500	—
	Asian Americans Advancing Justice Southern California	—	—	—	\$2,766,696
	Asian Pacific Islander Legal Outreach	\$48,850	\$1,000	\$656,120	—
	Bay Area Legal Aid	\$617,761	—	\$348,275	—
	Bet Tzedek Legal Services	\$5,428,650	—	—	—
	California Rural Legal Assistance, Inc.	\$106,701	—	\$2,293,158	—
	Community Legal Aid SoCal (<i>Housing and Community Redevelopment Project</i>)	\$31,856	\$3,004	\$15,948	\$30,975
	Community Legal Aid SoCal (<i>Sustainable Homeownership Program</i>)	\$1,470,706	\$89,662	\$1,738,215	\$133,304
	Community Legal Services in East Palo Alto	\$85,948	—	\$9,600	\$7,000
	Disability Rights California	\$216,419,025	—	—	—
	Greater Bakersfield Legal Assistance	\$3,148	—	—	—
	Inland Counties Legal Services	\$60,242	—	\$3,210,383	\$1,981,086
	Law Foundation of Silicon Valley	—	—	—	\$5,856
	Legal Aid Foundation of Los Angeles	\$676,176	—	—	—
	Legal Aid Foundation of Santa Barbara County	\$343,569	—	\$11,898	\$1,872
	Legal Aid of Marin	\$703,120	\$8,000	—	—
	Legal Aid Society of San Diego	\$26,321	—	\$241,674	—

		Back awards, lump sum, settlement, sanction or monthly benefits with set time	Monthly benefits obtained with unknown period of time	Reduction or elimination of claimed amounts	Monthly garnishment prevented if total amount not eliminated
	Organization name				
Housing	Legal Services of Northern California (Community Development Legal Assistance)	\$33,064	\$1,126	\$33,444	—
	Legal Services of Northern California (Rural Community Development)	\$14,983	\$7,606	\$200	—
	Neighborhood Legal Services	\$63,843	—	\$31,276	\$3,327
	Public Counsel	\$3,541,169	—	\$628,010	\$2,621
	TOTAL	\$229,757,131	\$110,398	\$9,981,134	\$4,932,737
Income	Advancing Justice - Asian Law Caucus	—	\$394	—	—
	Community Legal Aid SoCal	\$39,825	\$1,684	—	—
	Community Legal Services in East Palo Alto	—	—	\$7,110	—
	Legal Aid at Work	—	\$3,762	—	—
	Legal Aid Foundation of Santa Barbara County	\$9,632	—	—	—
	Neighborhood Legal Services	\$1,593	\$300	—	\$600
	TOTAL	\$51,050	\$6,140	\$7,110	\$600
Other	Community Legal Aid SoCal	\$987,425	\$910	—	—
	Legal Aid Foundation of Los Angeles	\$1,000,000		\$102,192	
	Legal Aid of Marin	\$125,000	—	—	—
	TOTAL	\$2,112,425	\$910	\$102,192	—

ECONOMIC BENEFITS 2017 TWO- YEAR GRANT

		Back awards, lump sum, settlement, sanction or monthly benefits with set time	Monthly benefits obtained with unknown period of time	Reduction or elimination of claimed amounts	Monthly garnishment prevented if total amount not eliminated
	Organization name				
Consumer/ Finance	Legal Aid Society of San Bernardino	\$1,013	—	\$12,000	—
	TOTAL	\$1,013	—	\$12,000	—
Employment	Asian Americans Advancing Justice Southern California	\$16,000	—	—	—
	Worksafe, Inc.	\$15,000	—	—	—
	TOTAL	\$31,000	—	—	—
Housing	Elder Law & Advocacy	\$27,486	—	—	—
	Legal Aid Foundation of Los Angeles	\$536,901	—	\$1,800	—
	Legal Aid Foundation of San Bernardino	\$8,370	—	\$8,400	—
	Public Counsel	\$58,000	—	—	\$10,480
	TOTAL	\$630,757	—	\$10,200	\$10,480
Other	Lawyers' Committee for Civil Rights	\$32,500	—	—	—
	Learning Rights Law Center	—	\$72,540	—	—
	Public Counsel	\$75,000	—	\$1,692	—
	TOTAL	\$107,500	\$72,540	\$1,692	—

ECONOMIC BENEFITS 2018 THREE- YEAR GRANT

	Back awards, lump sum, settlement, sanction or monthly benefits with set time	Monthly benefits obtained with unknown period of time	Reduction or elimination of claimed amounts	Monthly garnishment prevented if total amount not eliminated
Organization name				
Consumer/Finance	Bay Area Legal Aid	\$8,000	—	—
	Bet Tzedek Legal Services	\$146,696	—	\$246,654
	East Bay Community Law Center	\$12,409	—	\$209,758
	Elder Law & Advocacy	\$20,000	—	—
	Legal Aid Foundation of Los Angeles	\$89,766	—	\$1,761,063
	Legal Aid Foundation of Santa Barbara County	\$343,120	\$35	\$61,704
	Legal Aid Society of San Diego	\$432,612	—	\$665,028
	Legal Services for Seniors	\$21,783	—	\$249,137
	Public Counsel	\$165,231	—	\$1,758,675
	Santa Clara University Alexander Law Center	\$67,276	—	\$96,934
	Watsonville Law Center	\$30,100	—	\$159,274
TOTAL		\$1,336,993	\$35	\$5,208,227
Employment	La Raza Centro Legal	\$697,994	—	—
	Legal Aid at Work	\$217,401	—	—
	Wage Justice Center	\$140,877	—	—
	Worksafe, Inc.	\$792	—	—
TOTAL		\$1,057,064	—	—
Housing	Asian Americans Advancing Justice Southern California	—	\$546,648	\$657,065
	Bay Area Legal Aid	\$3,500	—	—
	Bet Tzedek Legal Services	\$3,187,000	—	\$369,603
	California Advocates for Nursing Home Reform (<i>Bank Grant Formula</i>)	—	—	\$41,919
	California Advocates for Nursing Home Reform	—	—	\$251,714
	California Rural Legal Assistance Foundation	\$189,000	—	—
	California Rural Legal Assistance, Inc.	\$33,561	\$146	\$1,102,770
	Community Legal Aid SoCal	\$1,649,034	\$54,000	\$25,987
	Community Legal Services in East Palo Alto	\$405,000	\$11,200	—
	Disability Rights California	\$69,761	\$300	—
	Disability Rights Education and Defense Fund	\$20,000	—	—

		Back awards, lump sum, settlement, sanction or monthly benefits with set time	Monthly benefits obtained with unknown period of time	Reduction or elimination of claimed amounts	Monthly garnishment prevented if total amount not eliminated
	Organization name				
Housing	Greater Bakersfield Legal Assistance	\$57,369	\$20	\$32,502	—
	Inland Counties Legal Services	\$150,000	—	—	—
	La Raza Centro Legal	—	—	—	\$24,000
	Legal Aid Foundation of Los Angeles	\$150,000	\$1,588	\$5,003	\$3,732
	Legal Aid Foundation of Santa Barbara County	\$12,292	—	\$16,422	\$4,122
	Legal Aid of Marin	\$39,200	\$20,000	\$2,750	—
	Legal Aid Society of San Bernardino	—	—	\$15,205	—
	Legal Aid Society of San Diego	\$341,575	\$120	\$418,499	\$135,092
	Legal Aid Society of San Mateo County	\$80,938	\$33	\$5,632	\$6,358
	Legal Services of Northern California	\$92,629	\$5,872	\$6,293	—
	National Housing Law Project	\$136,000	—	—	—
	Public Counsel	\$464,540	\$490,183	\$2,378,819	\$200
	Public Interest Law Project	\$825,000	—	—	—
	Public Law Center	\$900,000	—	—	—
	Watsonville Law Center	\$4,300	—	\$6,050	—
	Yuba-Sutter Legal Center for Seniors	—	—	—	\$500
	TOTAL	\$8,810,699	\$1,130,110	\$5,336,233	\$808,839
Income	Alameda County Homeless Action Center	\$152,290	\$10,690	—	—
	La Raza Centro Legal	\$40,000	—	—	\$40,000
	TOTAL	\$192,290	\$10,690	—	—
Other	Bet Tzedek Legal Services	\$14,000	\$1,300	\$103,360	—
	Child Care Law Center	\$22,957	—	\$3,435	—
	Lawyers' Committee for Civil Rights	—	—	\$48,000	—
	Learning Rights Law Center	\$339,000	\$12,791	—	—
	Public Counsel	—	\$200	\$300,233	—
	Watsonville Law Center	\$14,516	—	—	—
	TOTAL	\$390,473	\$14,291	\$455,028	—
Miscellaneous	Alameda County Homeless Action Center	\$342,430	\$20,742	—	—
	Bay Area Legal Aid	\$651,354	—	\$3,147	—
	California Indian Legal Services	—	—	\$5,000	—
	Child Care Law Center	\$2,769	—	—	—
	Disability Rights Education and Defense Fund	\$110,000	—	—	—

		Back awards, lump sum, settlement, sanction or monthly benefits with set time	Monthly benefits obtained with unknown period of time	Reduction or elimination of claimed amounts	Monthly garnishment prevented if total amount not eliminated
Organization name					
Miscellaneous	National Center for Youth Law	\$3,000,000	—	—	—
	Public Counsel	\$1,500,250	—	\$9,000	—
	San Diego Volunteer Lawyer Program	\$20,000	—	—	—
	TOTAL	\$5,626,803	\$20,742	\$17,147	—

ECONOMIC BENEFITS 2020 THREE- YEAR GRANT

		Back awards, lump sum, settlement, sanction or monthly benefits with set time	Monthly benefits obtained with unknown period of time	Reduction or elimination of claimed amounts	Monthly garnishment prevented if total amount not eliminated
	Organization name				
Consumer/Finance	East Bay Community Law Center	\$38,370	—	\$289,180	—
	Legal Aid Foundation of Santa Barbara County	\$8,830	—	\$97,585	\$185
	Public Counsel	\$405,651	—	\$2,916,741	—
	TOTAL	\$452,851	—	\$3,303,506	\$185
Employment	Legal Aid at Work	\$3,100,607	\$26,500	—	—
	TOTAL	\$3,100,607	\$26,500	—	—
Housing	California Rural Legal Assistance, Inc.	\$290,789	\$142	\$3,101,570	\$395
	East Bay Community Law Center	—	—	\$4,986	—
	Family Violence Appellate Project	—	\$1,678	—	—
	Legal Aid Foundation of Santa Barbara County	\$230,630	—	\$27,881	\$620
	Public Counsel	\$58,123	—	\$205,804	\$591
	TOTAL	\$579,542	\$1,820	\$3,340,241	\$1,606
Miscellaneous	California Rural Legal Assistance, Inc.	—	—	\$18,093	—
	Neighborhood Legal Services	—	—	\$120	—
	TOTAL	—	—	\$18,213	—

COMMUNITY REDEVELOPMENT MAIN BENEFITS 2016–2018

	Organization name	Project name	Grant year	Number of benefits	Number of persons served
Consumer/Finance	Bet Tzedek Legal Services	Small Business Development Program	2017	1	—
	Central California Legal Services	Building Community Wealth	2017	27	—
	Community Legal Aid SoCal	Housing and Community Redevelopment Project	2016	5	—
	Legal Aid of Marin	Building Inclusive Communities	2016	8	11
	Legal Aid Society of San Bernardino	Inland Empire Medical-Legal Partnership	2017	23	—
	Public Law Center	Orange County Community Redevelopment	2016	5	—
	Worksafe, Inc.	Safe, Secure, and Sustainable Jobs for Day Laborers	2016	994	497
Totals				1,063	508
Employment	Asian Americans Advancing Justice Southern California	Immigrant Workplace Justice Coalition to Provide Economic Stability for Low-Wage Workers in East Los Angeles County	2017	1	—
	Central California Legal Services	Building Community Wealth	2017	1	—
	East Bay Community Law Center	Community Redevelopment on Adeline Corridor	2016	3	—
	Lawyers' Committee for Civil Rights	Empowering Black Businesses Through Entrepreneurship	2017	4	—
	Legal Access Alameda	Community and Business Resiliency Project	2017	2	—
	Legal Aid at Work	Integrated Community Development Collaboration	2016	8	4
	Legal Aid of Marin	Building Inclusive Communities	2016	28	244
	Legal Aid Society of San Bernardino	Inland Empire Medical-Legal Partnership	2017	28	—
	Legal Services for Prisoners with Children	Policy and Legal Advocacy Re-Entry and Rights Project	2016	3	—
	Worksafe, Inc.	Safe, Secure, and Sustainable Jobs for Day Laborers	2016	328	155
Economic Security and Workplace Safety for Temporary and Contingent Workers		2017	54	—	
TOTAL				460	403

Housing	Organization name	Project name	Grant year	Number of benefits	Number of persons served
	Advancing Justice - Asian Law Caucus	<i>BCSR Community Redevelopment Legal Assistance</i>	2016	21	—
	California Rural Legal Assistance Foundation	<i>California Housing Equity and Inclusion Initiative</i>	2016	13,605	13,871
	Child Care Law Center	<i>Turning Stumbling Blocks into Building Blocks for Children</i>	2016	24	—
	Community Legal Aid SoCal	<i>Housing and Community Redevelopment Project</i>	2016	264	—
	Community Legal Services in East Palo Alto	<i>Developing Inclusive and Stable Communities</i>	2016	409	—
	Disability Rights California	<i>Building Communities that Include People with Disabilities</i>	2016	18	—
	Disability Rights Education and Defense Fund	<i>Mind the Gap: Disability Access in Housing Transitions</i>	2016	1	—
	East Bay Community Law Center	<i>Community Redevelopment on Adeline Corridor</i>	2016	5	—
	Greater Bakersfield Legal Assistance	<i>BCSR-Community Redevelopment Grant</i>	2016	22	73
	Law Foundation of Silicon Valley	<i>Silicon Valley Housing Equity and Inclusion Initiative</i>	2016	11	13
	Lawyers' Committee for Civil Rights	<i>Empowering Black Businesses Through Entrepreneurship Economic Justice Program</i>	2017	1	—
	Legal Aid Foundation of Los Angeles	<i>Affordable Housing Preservation Project</i>	2017	82	277
	Legal Aid of Marin	<i>Building Inclusive Communities</i>	2016	983	1,435
	Legal Aid Society of San Bernardino	<i>Inland Empire Medical-Legal Partnership</i>	2017	400	1,155
	Legal Services of Northern California	<i>Rural Community Development</i>	2016	47	—
	National Housing Law Project	<i>California Home: Building the Foundation for Greater Housing Opportunity, Access, and Security in All Our Communities</i>	2016	83	—
	Public Counsel	<i>Community Development Project</i>	2017	92	—
	Public Interest Law Project	<i>Inclusive Community Development--Affordable & Sustainable Without Exclusion</i>	2016	55	—
	Public Law Center	<i>Orange County Community Redevelopment</i>	2016	161	1,000
	Western Center on Law and Poverty	<i>Legal Solutions for California's Housing Crisis</i>	2016	32	—
	Worksafe, Inc.	<i>Safe, Secure, and Sustainable Jobs for Day Laborers</i>	2016	31	9
	TOTAL			16,356	17,833

Miscellaneous	Organization name	Project name	Grant year	Number of benefits	Number of persons served
	Advancing Justice - Asian Law Caucus	<i>BCSR Community Redevelopment Legal Assistance</i>	2016	15	—
	Bet Tzedek Legal Services	Small Business Development Program	2017	1	—
	California Indian Legal Services	<i>Strengthening Tribal Communities through Economic Development</i>	2017	5	9,094
	California Rural Legal Assistance Foundation	<i>California Housing Equity and Inclusion Initiative</i>	2016	40,917	86,578
	Central California Legal Services	<i>Building Community Wealth</i>	2017	2	—
	Centro Legal de la Raza	<i>Safe, Secure, and Sustainable Jobs for Day Laborers</i>	2018	513	—
	Child Care Law Center	<i>Turning Stumbling Blocks into Building Blocks for Children</i>	2016	172	1000
	Community Legal Aid SoCal	<i>Housing and Community Redevelopment Project</i>	2016	3	—
	Community Legal Services in East Palo Alto	<i>Developing Inclusive and Stable Communities</i>	2016	103	—
	Disability Rights California	<i>Building Communities that Include People with Disabilities</i>	2016	7	—
	East Bay Community Law Center	<i>Community Redevelopment on Adeline Corridor</i>	2016	54	—
	Inner City Law Center	<i>Coalition Building to End Homelessness in Los Angeles County</i>	2016	17	—
		<i>Promoting Community Economic Development through Affordable Housing Land-Use Advocacy</i>	2017	42	200,000
	INSIGHT CENTER FOR CED	<i>Low Income Family Transformation (LIFT): Expanding Effective Economic Security Policies and Practices</i>	2016	90	47,700
	Law Foundation of Silicon Valley	<i>Silicon Valley Housing Equity and Inclusion Initiative</i>	2016	2	200
	Lawyers' Committee for Civil Rights	<i>Empowering Black Businesses Through Entrepreneurship</i>	2017	145	47
	Legal Access Alameda	<i>Community and Business Resiliency Project</i>	2017	10	—
	Legal Aid Foundation of Los Angeles	<i>1939-Community Redevelopment Grant-2016-LEGAL AID FOUNDATION OF LOS ANGELES-41</i>	2016	21	624
		<i>Affordable Housing Preservation Project</i>	2017	3	200
	Legal Aid of Marin	<i>Building Inclusive Communities</i>	2016	34	—
	Legal Aid Society of San Bernardino	<i>Inland Empire Medical-Legal Partnership</i>	2017	23	64

	Organization name	Project name	Grant year	Number of benefits	Number of persons served
Miscellaneous	Legal Services of Northern California	<i>Rural Community Development</i>	2016	6	—
	National Housing Law Project	<i>California Home: Building the Foundation for Greater Housing Opportunity, Access, and Security in All Our Communities</i>	2016	86	—
	Public Advocates Inc.	<i>Investment Without Displacement</i>	2016	1,888	—
	Public Counsel	<i>Community Development Project</i>	2017	271	—
	Public Interest Law Project	<i>Inclusive Community Development-- Affordable & Sustainable Without Exclusion</i>	2016	2	—
	Public Law Center	<i>Orange County Community Redevelopment</i>	2016	54	—
	Western Center on Law and Poverty	<i>Legal Solutions for California's Housing Crisis</i>	2016	8	—
	Worksafe, Inc.	<i>Safe, Secure, and Sustainable Jobs for Day Laborers</i>	2016	1,126	384
<i>Economic Security and Workplace Safety for Temporary and Contingent Workers</i>		2017	240	—	
TOTAL				45,347	345,891

FORECLOSURE PREVENTION MAIN BENEFITS 2016–2018

	Organization name	Project name	Grant year	Number of benefits	Number of persons served
Consumer/Finance	Asian Americans Advancing Justice Southern California	Home Preservation Project	2016	7	—
	Asian Pacific Islander Legal Outreach	Central Valley-East Bay Homeowner Assistance Program	2016	73	22
	Bay Area Legal Aid	Foreclosure Prevention Project	2016	21	58
	Bet Tzedek Legal Services	Foreclosure Prevention and Housing Preservation for Seniors and People with Disabilities	2016	10	13
	California Advocates for Nursing Home Reform	Home Equity Protection Program	2016	125	—
	California Rural Legal Assistance, Inc.	Rural Foreclosure Assistance Project	2016	1	—
	East Bay Community Law Center	Consumer Debt & Foreclosure Clinics	2016	218	—
	Elder Law & Advocacy	Mortgage Foreclosure Prevention and Assistance for Seniors	2017	1	—
	Inland Counties Legal Services	Foreclosure Prevention Advocacy Project (FPAP)	2016	6	4
	Legal Aid Foundation of Santa Barbara County	Foreclosure Prevention Project	2016	31	6
	Legal Aid Society of San Diego	Homeownership Retention and Foreclosure Prevention	2016	74	211
	Neighborhood Legal Services	Home Ownership Guaranteed by Accessing Rights	2016	20	—
	Public Counsel	Foreclosure Prevention Project	2016	18	—
TOTAL				605	314
Employment	Neighborhood Legal Services	Home Ownership Guaranteed by Accessing Rights	2016	4	—
	TOTAL			4	—
Housing	Asian Americans Advancing Justice Southern California	Home Preservation Project	2016	1,089	—
	Asian Pacific Islander Legal Outreach	Central Valley-East Bay Homeowner Assistance Program	2016	172	57
	Bay Area Legal Aid	Foreclosure Prevention Project	2016	22	59
	Bet Tzedek Legal Services	Foreclosure Prevention and Housing Preservation for Seniors and People with Disabilities	2016	82	137
	California Advocates for Nursing Home Reform	Home Equity Protection Program	2016	1,351	—
	California Rural Legal Assistance, Inc.	Rural Foreclosure Assistance Project	2016	217	600
	Community Legal Aid SoCal	Sustainable Homeownership Program	2016	218	162
	East Bay Community Law Center	Consumer Debt & Foreclosure Clinics	2016	24	—

	Organization name	Project name	Grant year	Number of benefits	Number of persons served
Housing	Elder Law & Advocacy	<i>Mortgage Foreclosure Prevention and Assistance for Seniors</i>	2017	2	—
	Inland Counties Legal Services	<i>Foreclosure Prevention Advocacy Project (FPAP)</i>	2016	281	375
	Legal Aid Foundation of Santa Barbara County	<i>Foreclosure Prevention Project</i>	2016	26	15
	Legal Aid Society of San Diego	<i>Homeownership Retention and Foreclosure Prevention</i>	2016	56	83
	Legal Services of Northern California	<i>Foreclosure Prevention Project</i>	2016	41	—
	National Housing Law Project	<i>Foreclosure Prevention Legal Assistance</i>	2016	2,723	5,081
	Neighborhood Legal Services	<i>Home Ownership Guaranteed by Accessing Rights</i>	2016	42	—
	Public Counsel	<i>Foreclosure Prevention Project</i>	2016	27	—
TOTAL				6,373	6,569

Miscellaneous	Asian Pacific Islander Legal Outreach	Central Valley-East Bay Homeowner Assistance Program	2016	59	27
	Bay Area Legal Aid	Foreclosure Prevention Project	2016	3	—
	California Advocates for Nursing Home Reform	Home Equity Protection Program	2016	4,848	—
	East Bay Community Law Center	Consumer Debt & Foreclosure Clinics	2016	6	—
	Legal Aid Society of San Diego	Homeownership Retention and Foreclosure Prevention	2016	4	4
	National Housing Law Project	Foreclosure Prevention Legal Assistance	2016	—	2,514
	Neighborhood Legal Services	Home Ownership Guaranteed by Accessing Rights	2016	37	—
TOTAL				4,957	2,545

MAIN BENEFITS FOR 2018–2022

Consumer/Finance	Organization name	Project name	Grant year	Number of benefits	Number of persons served
	Asian Americans Advancing Justice Southern California	<i>Foreclosure Prevention & Workplace Justice</i>	2018	8	—
	Asian Pacific Islander Legal Outreach	<i>Central Valley-East Bay Homeowner Assistance Program</i>	2018	47	12
	Bay Area Legal Aid	<i>Community Impact Project</i>	2018	1	—
	Bet Tzedek Legal Services	<i>Financial Security Project</i>	2018	31	—
	California Advocates for Nursing Home Reform	<i>Home Equity Protection Program</i>	2018	50	—
		<i>Senior Equity Protection</i>	2020	280	—
	California Rural Legal Assistance, Inc.	<i>Systemic Legal Assistance to Promote Healthy Community Development and Preserve Affordable Housing</i>	2018	38	—
	Community Legal Aid SoCal	Legal Aid	2018	12	—
	East Bay Community Law Center	<i>Community Redevelopment</i>	2018	318	—
		<i>Northern California Foreclosure Prevention Collaborative</i>	2020	58	—
	Elder Law & Advocacy	<i>Mortgage Foreclosure Prevention and Assistance for Seniors</i>	2018	8	—
	La Raza Centro Legal	<i>Community Redevelopment</i>	2018	11	11
	Legal Aid Foundation of Los Angeles	<i>Opening Communities to Opportunity: Relieving Debt and Rent Burdens</i>	2018	139	—
	Legal Aid Foundation of Santa Barbara County	<i>Community Redevelopment Legal Project</i>	2018	57	5
		<i>Central Coast Foreclosure Prevention Program</i>	2020	35	—
	Legal Aid Society of San Diego	<i>Foreclosure Prevention and Homeownership Retention</i>	2018	62	—
	Legal Services for Prisoners with Children	<i>Policy and Legal Advocacy Re-Entry and Rights Project</i>	2018	5	—
	Legal Services for Seniors	<i>Legal Services for Seniors in Home Ownership Crisis</i>	2018	131	131
	National Housing Law Project	<i>NHLP 2018-2021</i>	2018	23	1
	Public Counsel	<i>Foreclosure Prevention and Community Development Project</i>	2018	104	—
		<i>Southern California Foreclosure Prevention Collaborative</i>	2020	193	—

	Organization name	Project name	Grant year	Number of benefits	Number of persons served
Consumer/Finance	Public Law Center	<i>Orange County Community Redevelopment</i>	2018	10	—
	Santa Clara University Alexander Law Center	<i>Foreclosure Prevention Project</i>	2018	53	—
	Watsonville Law Center	<i>Central Coast Community Redevelopment Legal Aid Project</i>	2018	25	14
	Worksafe, Inc.	<i>Economic Security and Workplace Safety for Temporary and Contingent Workers</i>	2019	1	—
TOTAL				1,699	175

Employment	Asian Pacific Islander Legal Outreach	<i>Central Valley-East Bay Homeowner Assistance Program</i>	2018	1	—
	Centro Legal de la Raza	<i>Safe, Secure, and Sustainable Jobs for Day Laborers</i>	2018	2	—
	La Raza Centro Legal	<i>Community Redevelopment</i>	2018	150	—
	Lawyers' Committee for Civil Rights	<i>Economic Justice Program</i>	2018	11	—
	Legal Access Alameda	<i>Community and Business Resiliency Project - "Start Small Bay Area"</i>	2018	16	—
	Legal Aid at Work	<i>Disability Community Redevelopment Through the ADA</i>	2018	18	—
		<i>Network Against Wage Theft</i>	2020	103	—
	Legal Services for Prisoners with Children	<i>Policy and Legal Advocacy Re-Entry and Rights Project</i>	2018	3	—
	Legal Services for Seniors	<i>Legal Services for Seniors in Home Ownership Crisis</i>	2018	—	4
	Legal Services of Northern California	<i>Community Development Legal Assistance</i>	2018	1	6
	Neighborhood Legal Services	<i>The Antelope Valley Race Equity and Redevelopment Project</i>	2018	81	—
	Wage Justice Center	<i>Eastern LA County</i>	2018	4	—
	Worksafe, Inc.	<i>Economic Security and Workplace Safety for Temporary and Contingent Workers</i>	2018	927	—
TOTAL				1,317	10

	Organization name	Project name	Grant year	Number of benefits	Number of persons served
Housing	Alameda County Homeless Action Center	<i>Homeless Elders: Transforming the System that Ignores Their Needs</i>	2018	3	—
	Asian Americans Advancing Justice Southern California	<i>Foreclosure Prevention & Workplace Justice</i>	2018	992	—
	Asian Pacific Islander Legal Outreach	<i>Central Valley-East Bay Homeowner Assistance Program</i>	2018	199	26
	Bay Area Legal Aid	<i>Community Impact Project</i>	2018	3	—
	Bet Tzedek Legal Services	<i>Financial Security Project</i>	2018	161	—
	California Advocates for Nursing Home Reform	<i>Home Equity Protection Program</i>	2018	801	—
		<i>Senior Equity Protection</i>	2020	769	—
	California Rural Legal Assistance Foundation	<i>The California Housing Equity and Inclusion Initiative</i>	2018	18	500
	California Rural Legal Assistance, Inc.	<i>Systemic Legal Assistance to Promote Healthy Community Development and Preserve Affordable Housing</i>	2018	113	—
		<i>Foreclosure Prevention</i>	2020	187	—
	California Women's Law Center	<i>Beach Cities Affordable Housing Project</i>	2018	223	51
	Central California Legal Services	<i>Housing Element Advocacy and Litigation</i>	2018	3	—
	Child Care Law Center	<i>Turning Stumbling Blocks into Building Blocks</i>	2018	165	—
	Community Legal Aid SoCal	<i>Legal Aid</i>	2018	344	900
		<i>Housing Element Accountability Initiative</i>	2020	6	—
	Community Legal Services in East Palo Alto	<i>Developing Inclusive and Stable Communities</i>	2018	355	—
	Disability Rights California	<i>Building Communities that Include People with Disabilities</i>	2018	45	—
	Disability Rights Education and Defense Fund	<i>Mind the Gap: Disability Access in Housing Transitions</i>	2018	4	—
	East Bay Community Law Center	<i>Northern California Foreclosure Prevention Collaborative</i>	2020	3	—
	Elder Law & Advocacy	<i>Mortgage Foreclosure Prevention and Assistance for Seniors</i>	2018	5	—
	Family Violence Appellate Project	<i>Achieving Community Stability Through Housing and Employment Justice for Domestic Violence Survivors</i>	2018	18	—
		<i>Stabilizing Communities Through Housing and Employment Justice for Domestic Violence Survivors, Focusing on Native American and Rural Communities</i>	2020	32	—

	Organization name	Project name	Grant year	Number of benefits	Number of persons served
Housing	Greater Bakersfield Legal Assistance	<i>Phase 2 - Neighborhood Revitalization</i>	2020	64	—
	Inland Counties Legal Services	<i>RFP Application</i>	2018	44	—
	Inner City Law Center	<i>Affordable Housing Strategies and Advocacy</i>	2020	1,000,000	—
	La Raza Centro Legal	<i>Community Redevelopment</i>	2018	22	5
	Law Foundation of Silicon Valley	<i>Silicon Valley Community Redevelopment Legal Assistance</i>	2018	18,150	—
	Lawyers' Committee for Civil Rights	<i>Economic Justice Program</i>	2018	1	—
	Legal Aid Foundation of Los Angeles	<i>Opening Communities to Opportunity: Relieving Debt and Rent Burdens</i>	2018	49	—
	Legal Aid Foundation of Santa Barbara County	<i>Community Redevelopment Legal Project</i>	2018	26	2
		<i>Central Coast Foreclosure Prevention Program</i>	2020	53	—
	Legal Aid of Marin	<i>Marin Community Stabilization</i>	2018	961	651
	Legal Aid Society of San Bernardino	<i>C.H.A.N.G.E.</i>	2018	172	41
	Legal Aid Society of San Diego	<i>Foreclosure Prevention and Homeownership Retention</i>	2018	85	—
	Legal Aid Society of San Mateo County	<i>North Fair Oaks Neighborhood Stabilization</i>	2018	102	158
	Legal Assistance for Seniors	<i>Housing Community Education and Policy Development</i>	2018	1,282	—
	Legal Services for Seniors	<i>Legal Services for Seniors in Home Ownership Crisis</i>	2018	91	91
	Legal Services of Northern California	<i>Community Development Legal Assistance</i>	2018	49	112
	National Housing Law Project	<i>NHLP 2018-2020</i>	2018	104	—
	Public Counsel	<i>Foreclosure Prevention and Community Development Project</i>	2018	71	—
		<i>Southern California Foreclosure Prevention Collaborative</i>	2020	31	—
	Public Interest Law Project	<i>Inclusive Community Development-Affordable & Sustainable Without Exclusion</i>	2018	66	—
	Public Law Center	<i>Orange County Community Redevelopment</i>	2018	132	—
	Santa Clara County Asian Law Alliance	<i>Foreclosure Education and Prevention Project</i>	2018	18	—
	Santa Clara University Alexander Law Center	<i>Foreclosure Prevention Project</i>	2018	23	—
	Watsonville Law Center	<i>Central Coast Community Redevelopment Legal Aid Project</i>	2018	11	22

	Organization name	Project name	Grant year	Number of benefits	Number of persons served
Housing	Western Center on Law and Poverty	<i>Legal Solutions to Revitalize and Stabilize Low-income California Communities</i>	2018	33	—
	Yuba-Sutter Legal Center for Seniors	<i>Foreclosure/Lien Protection Education</i>	2018	8	8
TOTAL				1,026,027	2,567

Miscellaneous	Alameda County Homeless Action Center	<i>Homeless Elders: Transforming the System that Ignores Their Needs</i>	2018	33	—
	Asian Americans Advancing Justice Southern California	<i>Foreclosure Prevention & Workplace Justice</i>	2018	2	30,030
	Bay Area Legal Aid	<i>Community Impact Project</i>	2018	4	—
	Bet Tzedek Legal Services	<i>Financial Security Project</i>	2018	41	—
	California Advocates for Nursing Home Reform	<i>Home Equity Protection Program</i>	2018	6,121	—
		<i>Senior Equity Protection</i>	2020	2,200	—
	California Indian Legal Services	<i>Native American Record Clearing (NARC) Project</i>	2018	332	—
	California Rural Legal Assistance Foundation	<i>The California Housing Equity and Inclusion Initiative</i>	2018	11	118,020
	California Rural Legal Assistance, Inc.	<i>Foreclosure Prevention</i>	2020	7	—
		<i>Systemic Legal Assistance to Promote Healthy Community Development and Preserve Affordable Housing</i>	2018	1	—
	California Women's Law Center	<i>Beach Cities Affordable Housing Project</i>	2018	11	68
	Center for Gender and Refugee Studies - California	<i>Expanding Critical Avenue for Legal Status for California Immigrants Through Strategic Litigation of Gang-Based Asylum Cases</i>	2018	7	—
	Central California Legal Services	<i>Housing Element Advocacy and Litigation</i>	2018	4	1
	Centro Legal de la Raza	<i>Safe, Secure, and Sustainable Jobs for Day Laborers</i>	2018	519	—
	Child Care Law Center	<i>Turning Stumbling Blocks into Building Blocks</i>	2018	1,935	—
	Community Legal Aid SoCal	<i>Housing Element Accountability Initiative</i>	2020	23	—
		<i>Legal Aid</i>	2018	216	900
	Community Legal Services in East Palo Alto	<i>Developing Inclusive and Stable Communities</i>	2018	63	—
	Disability Rights California	<i>Building Communities that Include People with Disabilities</i>	2018	2	—
	Disability Rights Education and Defense Fund	<i>Mind the Gap: Disability Access in Housing Transitions</i>	2018	14	—

	Organization name	Project name	Grant year	Number of benefits	Number of persons served
Miscellaneous	East Bay Community Law Center	Community Redevelopment	2018	207	—
	Family Violence Appellate Project	Achieving Community Stability Through Housing and Employment Justice for Domestic Violence Survivors	2018	226	—
		Stabilizing Communities Through Housing and Employment Justice for Domestic Violence Survivors, Focusing on Native American and Rural Communities	2020	106	—
	Harriett Buhai Center for Family Law	Bank Grant RFP Application	2018	2,024	—
	Immigrant Legal Resource Center	Immigrant Civic Engagement in the Central Valley	2018	37	2,500
	Impact Fund	Access For Low Income Californians To Clean Water & Services	2018	33	33
	Inland Counties Legal Services	RFP Application	2018	20	—
	Inner City Law Center	Affordable Housing Strategies and Advocacy	2020	3	—
		Provider Alliance to End Homelessness	2018	19	2,300
	Justice & Diversity Center of the Bar Association of San Francisco	Systemic Change and Empowerment for Immigrant Tenants	2018	342	—
	Justice in Aging	Economic Security and Addressing Homelessness	2018	2	—
	La Raza Centro Legal	Community Redevelopment	2018	337	—
	Law Foundation of Silicon Valley	Silicon Valley Community Redevelopment Legal Assistance	2018	11	—
	Lawyers' Committee for Civil Rights	Collaboration for Transformative Community Redevelopment: Building Equitable Ownership of Land, Labor, Capital and Power	2020	617	—
		Economic Justice Program	2018	294	—
	Learning Rights Law Center	Environmental Justice Project	2018	1	—
	Legal Access Alameda	Community and Business Resiliency Project - "Start Small Bay Area"	2018	189	—
	Legal Aid at Work	Disability Community Redevelopment Through the ADA	2018	13	—
		Network Against Wage Theft	2020	10	—
	Legal Aid Foundation of Los Angeles	Opening Communities to Opportunity: Relieving Debt and Rent Burdens	2018	17	—
	Legal Aid Foundation of Santa Barbara County	Community Redevelopment Legal Project	2018	8	—
	Legal Aid of Sonoma County	Housing Preservation Project	2018	136	—
		North Bay Regional Housing Preservation Project	2020	737	—
	Legal Aid Society of San Bernardino	C.H.A.N.G.E.	2018	5	47
	Legal Aid Society of San Mateo County	North Fair Oaks Neighborhood Stabilization	2018	102	—
	Legal Assistance for Seniors	Housing Community Education and Policy Development	2018	2,564	—

	Organization name	Project name	Grant year	Number of benefits	Number of persons served
Miscellaneous	Legal Services for Children	<i>Community Development - Equitable Access to Education & Opportunity</i>	2018	11	10
	Legal Services for Prisoners with Children	<i>Policy and Legal Advocacy Re-Entry and Rights Project</i>	2018	3,189	—
	Legal Services for Seniors	<i>Legal Services for Seniors in Home Ownership Crisis</i>	2018	—	319
	Legal Services of Northern California	<i>Community Development Legal Assistance</i>	2018	9	151
	National Center for Youth Law	<i>Transforming Juvenile Justice, Transforming Communities, Transforming Lives;</i>	2018	1	—
	National Housing Law Project	<i>NHLP 2018-2021</i>	2018	570	1,312,508
	Neighborhood Legal Services	<i>The Antelope Valley Race Equity and Redevelopment Project</i>	2018	1,720	423
	OneJustice	<i>Community Redevelopment for Immigrant Communities</i>	2018	5	—
		<i>Inland Empire Community Redevelopment Pro Bono Project</i>	2020	55	—
	Public Advocates Inc.	<i>Bay Area Regional Community Redevelopment Collaboration</i>	2020	16,525	—
		<i>Investment without Displacement</i>	2018	4,536	—
	Public Counsel	<i>Foreclosure Prevention and Community Development Project</i>	2018	579	—
	Public Interest Law Project	<i>Inclusive Community Development-Affordable & Sustainable Without Exclusion</i>	2018	2	—
	Public Law Center	<i>Orange County Community Redevelopment</i>	2018	124	—
	San Diego Volunteer Lawyer Program	<i>Micro-Business and Nonprofit Support Project</i>	2018	47	—
	USD School of Law Legal Clinics	<i>SD United: Increasing Access to Legal Services for Low Income Veterans</i>	2018	2	—
	Wage Justice Center	<i>Eastern LA County</i>	2018	39,000	—
	Watsonville Law Center	<i>Central Coast Community Redevelopment Legal Aid Project</i>	2018	1	4
	Western Center on Law and Poverty	<i>Legal Solutions to Revitalize and Stabilize Low-income California Communities</i>	2018	12	—
	Worksafe, Inc.	<i>Economic Security and Workplace Safety for Temporary and Contingent Workers</i>	2028	786	—
TOTAL				47,781	1,506,314